






Y 3 AND 4.

Take care of the planet from home.

EXERCISE 1: Read the following actions and look at their corresponding photo. Think which of them are the right ones to take care of the planet.

1. Drop litter.	
2. Recycle plastic, metal or glass.	
3. Write on both sides on a piece of paper.	
4. Use plastic bags to carry shopping.	
5. Turn off lights when you are not in a room	
6. Open the window when the air-conditioner is on.	
7. Leave taps on when you are brushing your teeth.	
8. Carry out a survey to see how green your home is	
9. Talk to your family about ways to help the environment.	
10. Leave your tv, cd player or computer on standby mode.	

EXERCISE 2: Do or don't? Now write "do" or "don't" for each of the actions.

Remember "do" = positive actions and "don't" = negative actions.



DO – DON'T

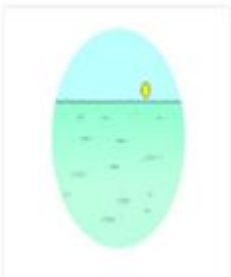


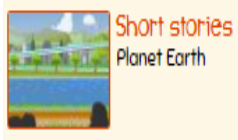
- _____ drop litter.
- _____ recycle plastic, metal and glass.
- _____ write on both sides of a piece of paper.
- _____ use plastic bags to carry shopping.
- _____ turn off lights when you're not in a room.
- _____ open the window when the air-conditioner is on.
- _____ leave taps on when you're brushing your teeth.
- _____ carry out a survey to see how green your home is.
- _____ talk to your family about ways to help the environment.
- _____ leave your tv, cd player or computer on standby mode.



EXERCISE 3: Write each word in its place.

Tree rubbish Earth animals forest ocean farm
the Arctic plants sun factory paper

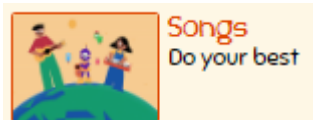




EXERCISE 4: Go to the following web link

learnenglishkids.britishcouncil.org/short-stories/planet-earth

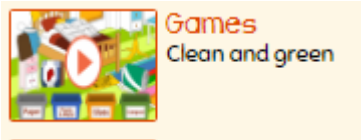
The children are visiting the Planet Earth Museum. What will they learn about our planet? Watch and find out!



EXERCISE 5: How can we save the planet? Go to the following web link

learnenglishkids.britishcouncil.org/songs/do-your-best and listen to a song called *Do your best* and sing along.





EXERCISE 6: Clean and green. Go to the following web link

learnenglishkids.britishcouncil.org/games/clean-and-green and play the game.

There are 12 objects in the room. Roll over an object and you will see the name of the object. Click on the object and use your mouse to drag it to the right bin. For example, if the object is made of glass, drag it to the bin marked "glass". There are 3 objects in each bin.



If you cannot access the game, write each object in its corresponding container.

