


**PARTS OF A BOOK:**

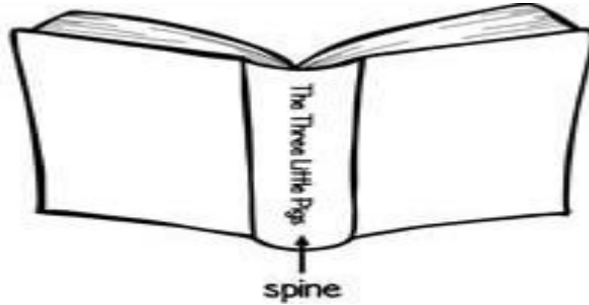
**FRONT COVER, SPINE AND BACK COVER.**

- The front cover is the front of the book.
- The back cover is the back of the book.
- The spine holds the book together.

1 Colour the parts of the book as the crayon says.




- THE SPINE.



- The spine of a book is between the front cover and the back cover.
  - The spine holds the book together.
  - The title of the book is on the spine.

- THE AUTHOR:



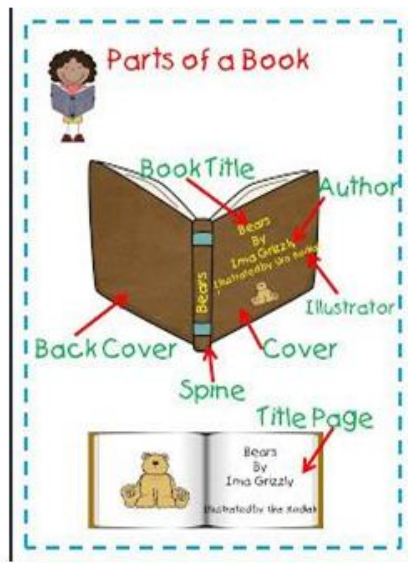
- A person who writes books, stories, plays or other works.

- THE ILLUSTRATOR:



- An artist who makes illustrations for books or other written works.

- TITLE PAGE:



- The title page is inside the front of the book.
- It has the title of the book.
- It has the name of the author.
- It has the name of the illustrator.




- PAGES:


- Books are made up of pages.
- The pages have sentences.
- The sentences tell a story.
- The pages have pictures.

Pictures help to tell the story.

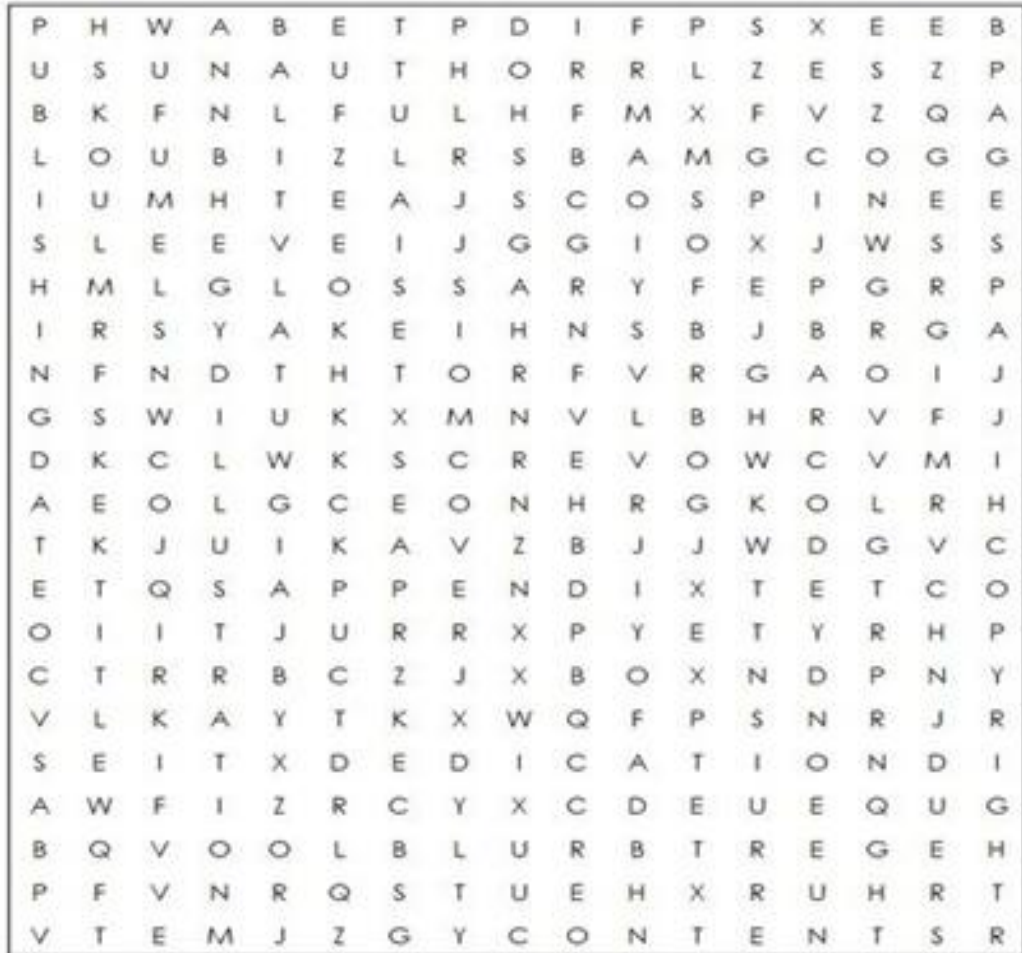
2. Colour the pages.



3. Write the parts of a book: title, spine, author, illustrator, front cover, back cover.



4. Find the words below.



SPINE  
TITLE  
CONTENTS  
COVER  
APPENDIX

GLOSSARY  
BARCODE  
AUTHOR  
COPYRIGHT  
DEDICATION

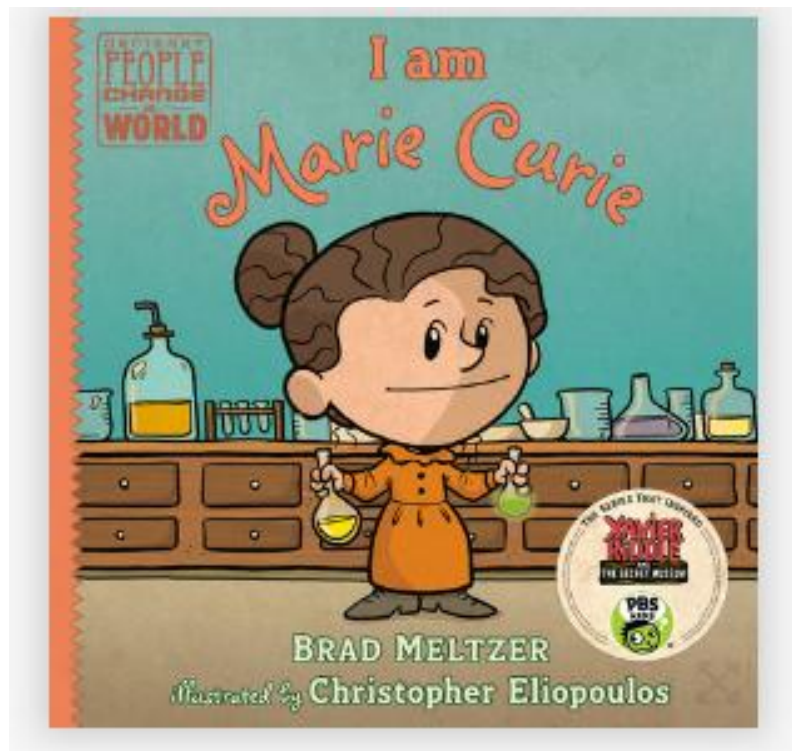
PUBLISHING DATE  
SLEEVE  
PAGES  
ILLUSTRATION  
BLURB

5. Answer the following questions in each book:

a) What is the title of the book?

b) Who is the author of the book?


c) Who illustrated the book?



a) \_\_\_\_\_

b) \_\_\_\_\_

c) \_\_\_\_\_



- a) \_\_\_\_\_
- b) \_\_\_\_\_
- c) \_\_\_\_\_

- The parts of a book song. English songs. Scratch Garden.  
<https://www.youtube.com/watch?v=7dhW9I2xbFg>
- Parts of a book : a short interactive video  
[https://www.youtube.com/watch?v=8\\_s1CRs1rJk](https://www.youtube.com/watch?v=8_s1CRs1rJk)