

ACTIVIDAD DE IMPLEMENTACIÓN DE LA MOVILIDAD Erasmus+ ESCOLAR,
COFINANCIADA POR LA UE. PROYECTO 2025-1-ES01-KA121-SCH-000312570

ETWINNING PROJECT by Carmen Martínez



This Etwinning project is addressed to students ages 12-16. "Let's Work Together" is a collaborative project between students from Spain and a European country; Through it, students will use their creativity and imagination to create presentations, short videos, quizzes, etc. In addition, they will share their products on TwinSpace in order to cooperate with students from other countries.

The main results of this project will be: to improve English skills, to gain cultural awareness, to respect other cultures, to learn about each other, to manage with digital apps and to promote student engagement and motivation in learning.

Sessions 1 & 2: Production of Written Texts

Aim: to provide personal information on a poster created in CANVA.

Competences: Competence in linguistic communication, Cultural Awareness and expression, Citizenship competence, Learning-to-learn competence and Digital competence.

Activity 1: Writing activity – *This is Me!*


Resources: Computers and online resources.

Interaction type: Individual work

Procedures: students introduce themselves creating a poster in CANVA. Then they share their posters on TwinSpace.

Instructions:

1. Include the following information in your poster:
 - Name, age, town ...
 - Talk about your interests
 - Describe your family, pets ...
 - Talk about your highschool, favourite subjects ...
 - Add one fun fact about you.
2. Add a photo of yourself.
3. Share your poster on TwinSpace.



Example of a poster by Liubov (4th ESO)

Sessions 3 & 4: Production of Oral Texts

Aim: to start communication with their international partners.

Competences: Competence in linguistic communication, Cultural Awareness and expression, Citizenship competence, Learning-to-learn competences and Digital competence.

Activity 2: Speaking activity – *It's time to know each other!*

Resources: Cell phones and a script of the monologue.

Interaction type: Individual and pair work.

Procedures: students record a short video based on the information provided in the previous task. Then they share their posters on TwinSpace. This activity introduces the idea of cooperative work as students help each other in order to record their videos.

Instructions:

1. Record a short video (1-2 minutes) using the poster made in the previous activity.
2. Upload your video on TwinSpace.

Sessions 5 & 6: Production of Written Texts

Aim: to maintain communication with their international partners.

Competences: Competence in linguistic communication, Cultural Awareness and expression, Citizenship competence, Learning-to-learn competences and Digital competence.

Activity 3: Written activity – *My daily routines.*

Resources: Computers and online resources.

Interaction type: Individual work.

Procedures: students maintain communication with their colleagues by writing an informal letter talking about their daily routines.

Instructions:

1. Analyze the parts of an informal letter.
2. Write an informal letter on your daily routines.
3. Upload your letter on TwinSpace.

Session 7: Oral Communication

Aim: to connect instantly with their international partners through real-time and face-to-face conversations.

Competences: Competence in linguistic communication, Cultural Awareness and expression, Citizenship competence, Learning-to-learn competences and Digital competence.

Activity 4: Oral activity – *Live Video Call!*

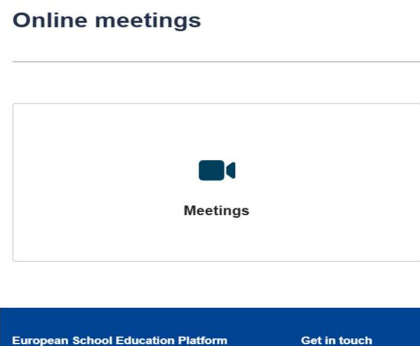
Resources: Computers.

Interaction type: Pair work.

Procedures: students get in touch with their partners through a live video call.

Instructions:

1. Organize your ideas and start your conversation with your partner.



TwinSpace – Online meetings

Session 8 & 9: Production of Written Texts

Aim: to learn about cultural facts in an exciting and interactive way.

Competences: Competence in linguistic communication, Cultural Awareness and expression, Citizenship competence, Learning-to-learn competences and Digital competence.

Activity 5: Writing activity – *Let's create a quiz!*


Resources: Computers and online resources.

Interaction type: Cooperative work.

Procedures: students create a cultural quiz with **Blooket** which is a free online platform that integrates game-based elements with educational content.

Instructions:

1. Do research on some cultural facts.
2. Write questions and possible answers for your quiz.
3. Choose the most appealing questions.
4. Create your cooperative quiz with **Blooket**.



Online education platform.