



Powerful

English project

Erika Farias Castro
Estela López Cambra.



INDEX

**BUSINESS
OUR BUSINESS GOES
INTERNATIONAL
PAGE 3-6**

MARKETING

**DENSER HAIR -
SERIOXYL
PAGE 7**

**PERSONAL IMAGE AND
HEALTHY HABITS**

**HAIR DIET
PAGE 8-10**

**PERMANENT CHANGES
CURL YOUR HAIR
PAGE 11 -14**

**CUTTING TECHNIQUES
45° HAIR CUT
PAGE 15-20**






INDEX

Men's cutting techniques

**STEP BY STEP OF A
PARADE STYLE IN SHORT
HAIR**

PAGE 22-27





POWERFUL

FAMOSOS STYLE

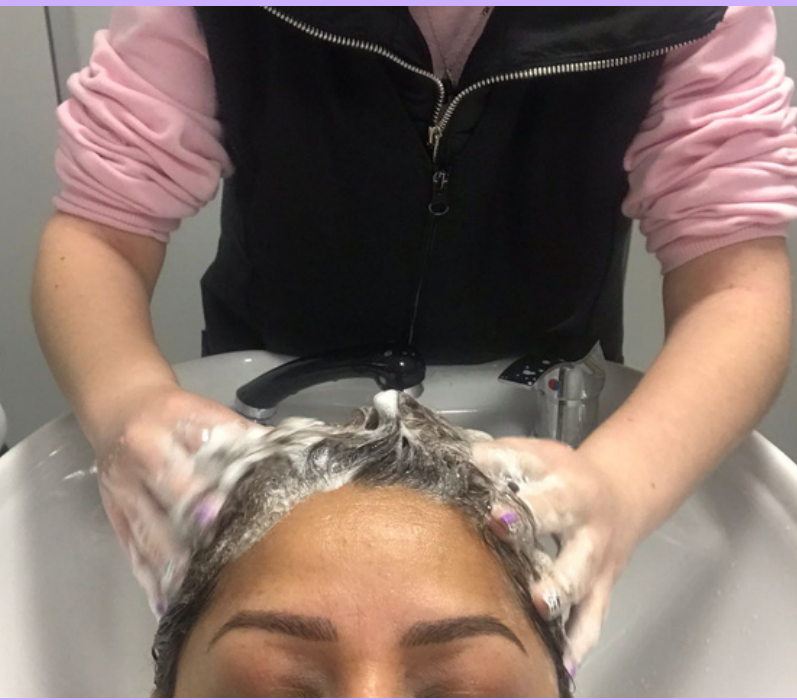
POWERFUL HAS THE
ANSWER

Step by Step



LAYERED CUT





Step by step of a parade style in short hair

1.-We persorm hair hygiene to the client with shampoo and condicioner



2.- Then we take the client to the vanity and prepare the client




3.- Then we make the sections



4.- We take a share we cut the guide wick, taking a vertigal section we continue charting with the measure of the guide wick each particion at an angle of 90



6.- Depending on the client`s taste anda depending on this fasce, we will carry out finishing tecniques (striped, dotted and jadded)





5.-We prepare all the hair well combed to the highest point of the hair and cut 90



6.- Depending on the client`s taste anda depending on this fasce, we will carry out finishing tecniques (striped, dotted and jadded)





7.- When we finish the cut, we make the perimeter



8.- Finally we will dry and style the client`s hair

Straight hair



Curly hair

AGOSTO DE 2018

powerful

B O O K O F S T Y L E

EDICIÓN N.º 3