



ENGLISH PROJECT

BY MARIANA AND NYAH

INDEX

- ARTIFITIAL NAIL TECHNIQUES
- HAIR REMOVAL WITH WARM WAX
- ADVERTAISEMENT
- ESSETIAL OILS
- DATA SHEET
- DIALOGUE

ARTIFICIAL NAIL TECHNIQUES

STEP 1: FILE THE ARTIFICIAL
NAIL.



STEP 2: STICK THE TIP ON TO
THE NAIL OR IF YOU ARE
YOU USING A MOLD YOU DO
NOT NEED TO DO STEP 3.



STEP 3: PREPARE THE TIP
INTO THE SHAPE YOU WANT.

STEP 4: APPLY THE BASE.

STEP 5: LET THE NAIL DRY
IN THE LAMP FOR 60 SEC.



STEP 6: APPLY THE FIRST
LAYER OF PINK COVER
BUILDER AND LET IT DRY IN
THE LAMP.

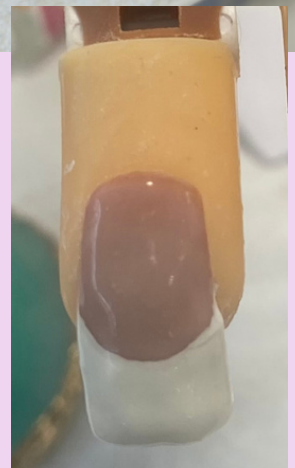


STEP 7: DRAW THE SMILE
WITH THE COVER WHITE AND
LET IT DRY IN THE LAMP .

STEP 8: APPLY A LAYER OF
CLEAR AND LET IT DRY IN
THE LAMP.

STEP 8: APPLY LAYER OF TOP
COAT AND LET IT DRY IN
THE LAMP.

STEP 9: USE COTTON DISK
TO CLEAN THE NAILS WITH
CLEANER.



HAIR REMOVAL WITH WARM WAX

STEP 1: PREPARE THE TABLE AND WORK SPACE.

STEP 2: PREPARE THE WAX WARMER.

STEP 3: CLEANSE THE BODY AREA BY APPLYING ALCOHOL.

STEP 4: APPLY WAX WITH WOODEN DEPRESSOR ON THE AREA.

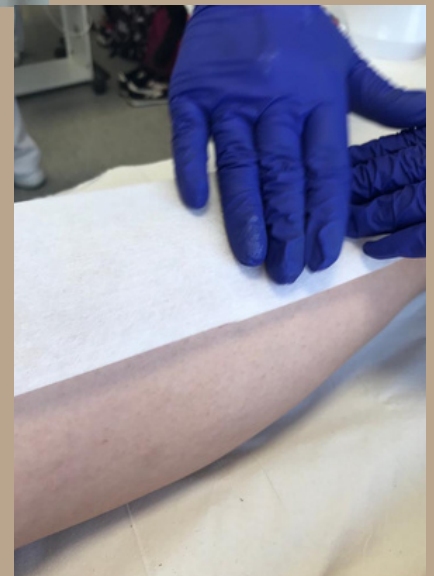

STEP 5: REMOVE THE WAX WITH A CELLULOSE STRIP.

STEP 6: REPEAT THE PROCESS.

STEP 7: PLUCK THE HAIR REMAININGS WITH TWEEZERS.

STEP 8: CLEAN THE AREA WITH AFTER-WAXING OIL.

STEP 9: CLEAN AND TIDY UP THE WORK AREA.



OLAY REGENERIST



BENEFITS:

- HIDRATES
- RENOVATES THE SKIN
- ELIMINATES ACTIVE INGREDIENTS UP TO 10 LAYERS OF SKIN
- HIDRATES THE SKIN UP TO 24H
- IT FOR DRY, NORMAL AND GREASE SKIN

RECOMENDATIONS:

- AVOID APPLYING IT ON YOUR EYES
- APPLY THE SAME AMOUNT OF PRODUCT ON YOUR FACE TWO TIMES A DAY

INGREDIENTS:

AQUA, GLICERIN, ISOHEXADECANE, NIACINAMIDE, ISOPROPYL, ALUMINIUM, DIMETHICONE, PANTHENOL, PALMITOYL, CERATONIA SILIQUA FRUIT EXTRACT, DIMETHICONOL, PALMITIC ACID, SODIUM HYALURONATE, SORBITAN OLEATE,

OLAY HIDRATES, REFIRMS
AND RENEWS YOUR SKIN.

**NEW
FACIAL
CREAM**



ESSENTIAL OILS

ESSENTIAL OILS ARE COMPOUNDS EXTRACTED FROM PLANTS. THE OILS CAPTURE BY THE PLANT'S SCENT AND FLAVOR, OR "ESSENCE."

ESSENTIAL OILS HAVE BEEN FOUND TO HAVE VARIOUS DEGREES OF ANTIMICROBIAL ACTIVITY AND ARE BELIEVED TO HAVE ANTIVIRAL, INSECTICIDAL, AND ANTIOXIDANT PROPERTIES. AROMATHERAPY APPLICATIONS INCLUDE MASSAGE, TOPICAL APPLICATIONS, AND INHALATION.

SOME OF THE RISKS THAT ESSENTIAL OILS HAVE GOT ARE DROWSINESS, SLOW BREATHING, SEIZURES, PERSISTENT COUGHING, CHOKING, NAUSEA, VOMITING, SKIN IRRITATION, EYE REDNESS, IRRITATION OR PAIN.

TYPES OF ESSENTIAL OILS:

LAVENDER: IS ONE OF THE MOST POPULAR AND VERSATILE ESSENTIAL OILS USED IN AROMATHERAPY.

THE OIL PROMOTES RELAXATION AND BELIEVED TO TREAT ANXIETY, FUNGAL INFECTIONS, ALLERGIES, DEPRESSION, INSOMNIA, ECZEMA, NAUSEA, AND MENSTRUAL CRAMPS.



ROSEMARY: IT HAS ANTI-INFLAMMATORY AND PAIN-RELIEVING PROPERTIES YOU CAN BENEFIT FROM BY MASSAGING THE OIL ON THE AFFECTED AREA.

USE IT FOR HEADACHES, SPRAINS, MUSCLE SORENESS OR PAIN, RHEUMATISM OR ARTHRITIS.



VAINILLA: IT HAS A NUMBER OF USES, INCLUDING RELIEVING PMS SYMPTOMS, FIGHTING INFECTION, BOOSTING LIBIDIO, LOWERING BLOOD PRESSURE, REDUCING INFLAMMATION, AND REDUCING DEPRESSION.



LEMON ESSENTIAL OIL CAN BE DILUTED AND APPLIED TOPICALLY TO YOUR SKIN, AS WELL AS DIFFUSED INTO THE AIR AND INHALED.

IT FIGHTS EXHAUSTION, HELPS WITH DEPRESSION, CLEARS YOUR SKIN, KILLS HARMFUL VIRUSES AND BACTERIA, AND REDUCES INFLAMMATION.



ALOE VERA: IS RICH IN VITAMINS AND MINERALS, THE MIX REJUVENATES YOUR SKIN AND HAIR CELLS. APPLYING THIS OIL MAY EXERT SKIN-LIGHTENING AND ANTI-AGEING EFFECTS. IT CAN HEAL DARK SPOTS, WRINKLES, STRETCH MARKS, AND DRY SKIN ISSUES.



DATA SHEET

PERSONAL INFORMATION

NAME:
SURNAME:
DATE OF BIRTH:
ADDRESS:
POSTCODE:
CITY:
PHONE NUMBER:
EMAIL:

ALLERGIES
HABITS
ILLNESSES:
SPORTS:
EATING HABITS:

MORFOLOGY OF HANDS, FINGERS AND FEET

NARROW HANDS
WIDE HANDS
TRIANGULAR HANDS
SQUARED HANDS
CONIC HANDS
MIX HAND

MORFOLOGY OF NAILS

OVAL NAIL
ALMOND NAIL
ROUNDED NAIL
SQUARED NAIL
RECTANGULAR NAIL
TRIANGULAR NAIL
NARROW NAIL
WIDE NAIL

SHAPE THAT'S BEEN DONE

ROUNDED NAIL
SQUARED NAIL
OVAL NAIL
ALMOND NAIL
SPECIAL STRUCTURES
OTHERS

DECORATIONS:
USED PRODUCTS:
ADVICES:
OBSERVATIONS:

DIALOGUE

M: HI.

N: HI.

N: HOW ARE YOU?

M: I'M GOOD THANK YOU.

N: IT'S BEEN QUIET A LONG TIME SINCE I LAST SAW YOU.

M: YES IT HAS I'VE VERY BUSY LATELY.

N: PLEASE COME IN.

N: CAN YOU GIVE ME YOUR COAT?

M: SURE.

N: SO YOU WANT ANYTHING TO DRINK?

M: NO, THANK YOU.

M: I ACTUALLY COME BECAUSE I HAVE AN APPOINTMENT.

N: AT WHAT TIME?

M: AT 6:30 PM

N: WHAT ARE YOU GOING TO GET DONE?

M: I'M GETTING MY NAILS DONE.

M: TO BE PRECISE WANT ACRYLIC NAILS.

N: WHAT SHAPE?

M: I WANT THEM SHAPE INTO AN OVAL SHAPE.

N: WHAT COLOR?

M: I WAS THINKING OF PINK NUDISH COLOR.

N: THIS ONE?

M: YES, THAT'S PERFECT.

N: OKAY, CAN YOU PUT YOUR HAND INTO THE LAMP?

M: YES, SURE

N. OKAY, YOUR ALL DONE

M: OMG, THEY LOOKED BEAUTIFUL.

M: HOW MUCH IS IT?

N: IT'S 25 EUROS.

M: OKAY, HERE YOU GO.

N: THANK YOU FOR COMING, SEE YOU NEXT TIME.

M: SEE YOU, BYE.