


English Beauty

WELCOME



IES LAS FUENTES | VILLENA

Index

1 *Artificial technical nails*

2 *Mechanical depilation and hair
discoloration*

3 *Cabin activities*

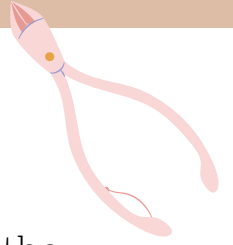
4 *Perfumery*

5 *Bussines and entrepreneurship*

6 *Marketing*

1. Artificial technical nails


with Mold



1. In the case of a real hand, we first disinfect the hands of the client and the professional.
2. The nail is prepared by removing or pushing the cuticle and filing the free edge, giving it shape. *
3. Next, the nail is dehydrated by polishing it and passing it a cellulose with cleaner to remove the excess.
4. Apply primer which helps dehydrate the nail plate for better adhesion of the product.
5. The mold is placed adapting it to the type of nail to be made, making sure that it is well glued and placed.
6. Next, a thin layer of clear is applied to join the natural nail with the mold and create a base to work on. It is cured in a lamp.
7. With white gel the smile is made by creating a wall. It is cured in a lamp*
8. We make the free edge with white. We cure in a lamp*
9. Then the nail bed is built. It is cured in a lamp.
10. Once we have the bed, we file the nail plate and the free edge to eliminate irregularities.
11. A coat of clear is applied and dried in a lamp.
12. Finish with a top coat and cuticle oil, with a small massage



with Tip



1. Previous manicure, and prepare the nails with deshydrator and primer.
2. Prepared and adapted the tip, filing little bit the back and the free edge.
3. Apply the glue on the tip to type and paste (45°).
4. Smooth the unevenness with a file of 180-200 grams.
5. Polish the tip plate.
6. Apply primer
7. Apply the pink gel forming the almond and the smile of the french. We cure in a lamp.
8. Draw the smile and free edge with the white gel.
9. Then apply a coat of clear and lamp.
10. File the irregularities and clean the nail.
11. Apply top coat and cuticule oil with a small massage.



2. Mechanical depilation and hair discoloration

Hair removal technique with warm wax and paddle

1. Prepare work space and table.



2. Prepare wax warmer.



3. Prepare the client on the table and disinfection the body area that you are going to work in.



4. Once the wax has the appropriate temperature, we apply a thin strip of wax with a spatula or wooden depressor.



5. Then, the wax strip is removed with a cellulose band.



6. Rubs the band for a better adhesion.

7. The band is removed with a quick and dry stretch.



8. Repeat on all area.

9. With the same strip, we removed the remains of wax.

10. Pluck remainings with tweezers.

11. To finally, apply after-waxing oil to eliminate the possible remains that we have left and moisturize client's skin.



Before



After



3. Cabin activities

Dialogue



Leire- Good morning

Nelly- Hello good day, what do you want?

Leire- Well... I would like to know if you have any gift pack of any service for Christmas

Nelly- Of course! Who would it be for?

Leire- For my mum, because I would like something different

Nelly- Okay... mm.... The services that we have are anti-aging treatments, pedicure, manicure, pressotherapy...

Leire- Fine! Do you have a manicure and pedicure pack? Or manicure with treatment?

Nelly- Yes, we have a pack with manicure plus paraffin and exfoliation treatment

Leire- What is paraffin?

Nelly- Paraffin is a treatment for dry hands

Leire- Perfect! My mum has worker's hand and they flake like a fish...

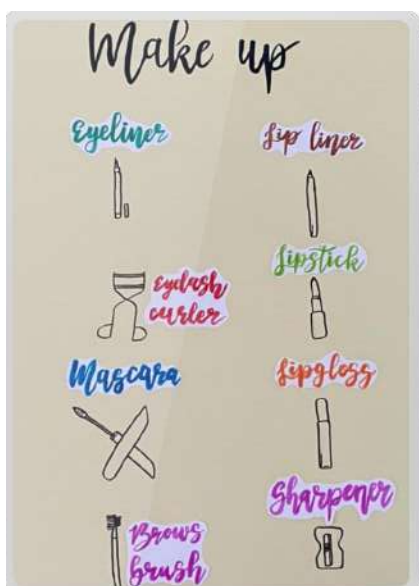
Nelly- Oh my god, she needs a kick of paraffin right now!!

Leire- Yes, yes, yes please! Give me the pack and a target of the cabinet and tomorrow I call you, ok?

Nelly- Okay makey, I hope your call sweety!

Leire- Nice! Thank you, have a good day!

Nelly- Take care sweety



Manicure Data sheet

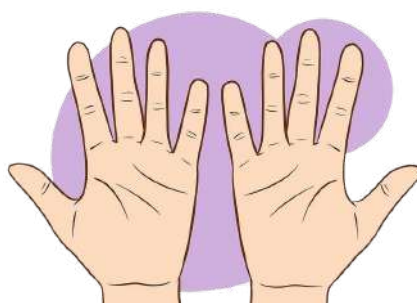
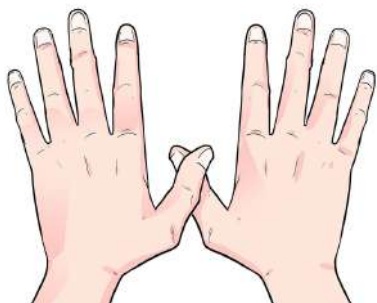
Personal Information

Name: _____
Surnames: _____
Address: _____
Telephone: _____

Date: _____

Hand and finger morphology (1st Visit)

(Indicate the area where the alteration is found)



- Koilonychia
- Leukonychia
- Melanonychia
- Nigronychia
- Onychophagia
- Onycholysis
- Onychomadesis
- Onychomycosis
- Onicoficia
- Psoriasis
- Yellow nails syndrom

Other observations: _____

Skin changes

- Calluses
- Dyshidrosis
- Eczema
- Hyperhidrosis
- Flat liquen
- Psoriasis
- Palmar keratosis
- Warts
- Vitiligo
- Chilblains

Data to take into account

Previous treatments:

Current treatments:

Allergies:

Recommendations

Appointment record

Date

Hour

Appointment

Customer signature:

Professional signature:

4. Perfumery

What are essential oils?

Essential oils are highly concentrated liquids based on plant extracts. Essential oils contain a range of chemical compounds, including the plant's aromatic chemicals. This is what gives the oil a similar smell to the plant it was made from.

Essential oils are often used in aromatherapy, a form of alternative medicine that employs plant extracts to support health and well-being, are compounds extracted from plants, are obtained through distillation (via steam and/or water) or mechanical methods, such as cold pressing.



How do essential oils work?

Essential oils are most commonly used in the practice of aromatherapy, in which they are inhaled through various methods.

Common uses for essential oils

Because essential oils can carry a variety of scents, they are often used in:

- Aromatherapy
- Vaporiser fluids
- Perfumes
- Cosmetics
- Room fresheners.

Safety and side effects

Just because something is natural doesn't mean it's safe.

Nevertheless, they may cause some side effects, including:

- Rashes
- Asthma attacks
- Headaches
- Allergic reactions

Swallowing essential oils is not recommended, as doing so could be harmful and, in some doses, fatal.

Very few studies have examined the safety of these oils for pregnant or breastfeeding women, who are usually advised to avoid them .





Here we leave some examples of essential oils with their effects and applications:

Tea Tree



Antiseptic and bactericide.
Cosmetics for acne.

Orange blossom



Revitalizing and toning of the skin.
Aged skins. Sensitive skin.

Lavender



Regenerative, healing. Acne, aged skin.

Chamomile



Antiseptic and anti-inflammatory.
Acne, irritated and sensitive skin

Rosemary



Stimulant. Wrinkles, cellulite

Whether the oils are distilled from leaves, flowers, or seeds of plants, there are so many kinds to choose from. Essential oils can provide a delightful scent or calming ambience to your home.




5. Business and entrepreneurship

This work consists of the development of a company for the creation of an aesthetic and beauty salon in the center of Madrid.

The final decision on the company name is Nighttime due to a direct link to the purpose of the show. Nighttime will not only be a salon that provides aesthetic services, but we will also have more services that you will discover throughout this project.

The show will have a long night schedule with a variety of services to adapt them to all the availability schedules of our clients.



This is the company logo, the choice of this background color is due to the meaning of the mixture of these two colors.

The fusion of the stability, harmony and trust of blue with the nature, success and health of green.

The shape is circular since it is a symbol that represents stability and collaboration, in turn they are welcoming and transmit continuity and perseverance. The leaves are related to nature and well-being. The font used for our logo is Bai Jamjuree Light as it conveys simplicity and cleanliness, since the "T" of nighT has been merged with that of Time to make it more fluid and easy to remember.

From you to you is the company's slogan, which wants to convey that you should always be your priority, since your well-being is very important to nighTime.

The main idea of the project is to create a space for aesthetics and well-being with long hours and a wide variety of services to cover all the needs related to this area in our clients during the day and with the innovation of some services with night hours. There is a wide variety of services that covers, in the field of aesthetics, the branch of hair removal which ranges from hot wax to the most advanced technology. We can also find all kinds of manicures.

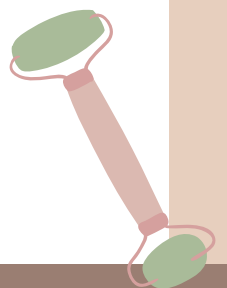
Social, bridal, fantasy, party ... In addition to the treatments in the cabin.

We move on to the hairdressing area where cutting, dyeing ... is offered for both men and women.

In the wellness branch, we find a nutrition service and personal trainer so that you can achieve, together with our team of great professionals, all the goals you set for yourself.

The company has a daytime and a nighttime schedule, in which from Tuesday to Saturday our doors will be open from 10:00 a.m. to 1:00 p.m. and from 4:00 p.m. to 9:00 p.m. with all services available and with night hours only Thursday to Saturday from 10:00 p.m. to 6:00 a.m.,,

The company uses a strategy of anticipated movements since it aims to be the first beauty center with an extended schedule to adapt to the needs of the clients.



Data sheet


6. Marketing

Hyper-Concentrate Eye Contour Serum

Its composition contains a great concentration of the most innovative natural active ingredients that, applied to the skin simultaneously, treat dark circles, drooping eyelids, dynamic and static lines of expression, loss of elasticity, bags, inflammation, uneven pigmentation and spots, with visible results after 14 days of application.

WHAT IS IT FOR?

- Reduce the number and volume of wrinkles by up to 46%, and their depth by up to 17%, through the combined action of the natural complexes of glucuronic acid, peony and gotu kola.
- Reduces dark spots by up to 54% and reduces dark circles by 37% in 28 days thanks to the active ingredients meiritage, albizia, and the ayurvedic complex.
- Reduce puffiness by up to 34% and lift the eyelid by up to 27% producing a lifting effect and reducing the size and surface of the folds by 60% through the activity of the white flower concentrate and the darutoside complex.
- Increases hydration of the eye contour area by 130%, with the action of raponthicin concentrate, cassia angustifolia, vegan hyaluronic acid and natural aminobutyric acid, improving the elasticity of the eye contour by up to 10% in 12 weeks, providing luminosity and a remarkable filling effect



15 ml | Glass container | Dermatologically tested | Suitable for sensitive skin | Does not contain perfume | Suitable for pregnant women

HOW TO USE

Apply morning and evening to completely clean skin, after cleansing the face and before applying the facial serum and / or moisturizer

INGREDIENTS

Aloe Barbadosensis Leaf Juice Powder* , Aqua , Glycerin , Propanediol , Nelumbo Nucifera Root Water , Acacia Senegal Gum , Albizia Julibrissin Bark Extract , Hydrolyzed Yeast Extract , Astragalus Membranaceus Root Extract , Atractylodes Macrocephala Root Extract , Bupleurum Falcatum Root Extract , Aeculus Hippocastanum Seed Extract , Terminalia Arjuna Extract , Aminobutyric Acid , Sodium Hyaluronate , Centella Asiatica Extract , Hydrolyzed Rhizobian Gum , Rheum Rhaponticum Root Extract , Paeonia Lactiflora Root Extract , Crataegus Monogyna Flower Extract , Hydrolyzed Rhodophyceae Extract , Jasminum Sambac Flower Extract , Simmondsia Chinensis Seed Oil* , Darutoside , Fructose , Lecithin , Trehalose , Oleic Acid , Xanthan Gum , Sodium Levulinate , Sodium Anisate , Levulinic Acid , Sodium Phytate , Sodium Benzoate , Polyglucuronic Acid , Potassium Sorbate , Citric Acid

Brouchure

With natural ingredients



-37% eye bags

-30% dark circles and spots

-46% expression lines

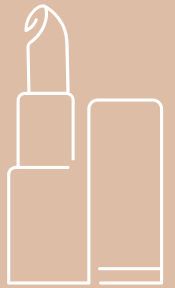


Visible results after 14 days
of application





*"Beauty is the aesthetic
expression of love"*



Made by:

Nelly García

Sanchis

Leire Domenech

Azorín

2º GM
ESTÉTICA Y
BELLEZA