




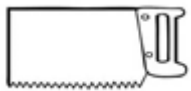
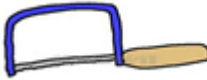




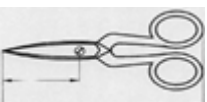

















IMAGE	TOOL NAME	IT IS USED TO....
		To
		To and draw perpendicular and parallel lines and 90° angles.
		To wood and metal surfaces
		To circles on wood and metal surfaces
		To..... wood without precision, accuracy
		To..... wood with precision, accuracy
		To thin plywood
	Hacksaw	To metals
 <p data-bbox="295 1568 399 1579"><small>Lima Escavina tipo Buhne</small></p> <p data-bbox="295 1624 399 1635"><small>Lima Escavina de Punta</small></p>	Rasp	To..... or..... a piece of wood
	File	To..... / smooth wood
	Sandpaper	To file / wood
	Electrician scissors	To..... cables or..... the plastic that covers the metal cable (to peel cables)

	Pincers	To nails
	Vice	To a block of wood
	Clamp	To the block of wood
	Auger	To..... holes or drill/ to mark a littler hole on wood
	Punch	To holes
	Spanner	To the nuts
	Nut	To two or more pieces
	Bolt	To two or more pieces
	Washer	To the pieces with precision and avoid damaging the wood
	Screw	To..... the pieces
	Screwdriver	To screws
	Nails	To two pieces
	Hot glue gun Hot melt gun	To two pieces with hot glue
	Soldering iron	To metals
	Hammer	To nails