

ERASMUS BUDAPEST

CLIL and PBL to Improve
Student Engagement

IES Historiador Chabàs

BEYOND OUR DOORS:

EUROPEANIZING A PLURILINGUAL SCHOOL THROUGH PBL
METHODOLOGY (2022-2023)

2022-1-ES01-KA121-SCH-000056917



Ana Escrivà Torres

Hi! This is me 😊

Ready for the next adventure (once I arrived at the hotel).

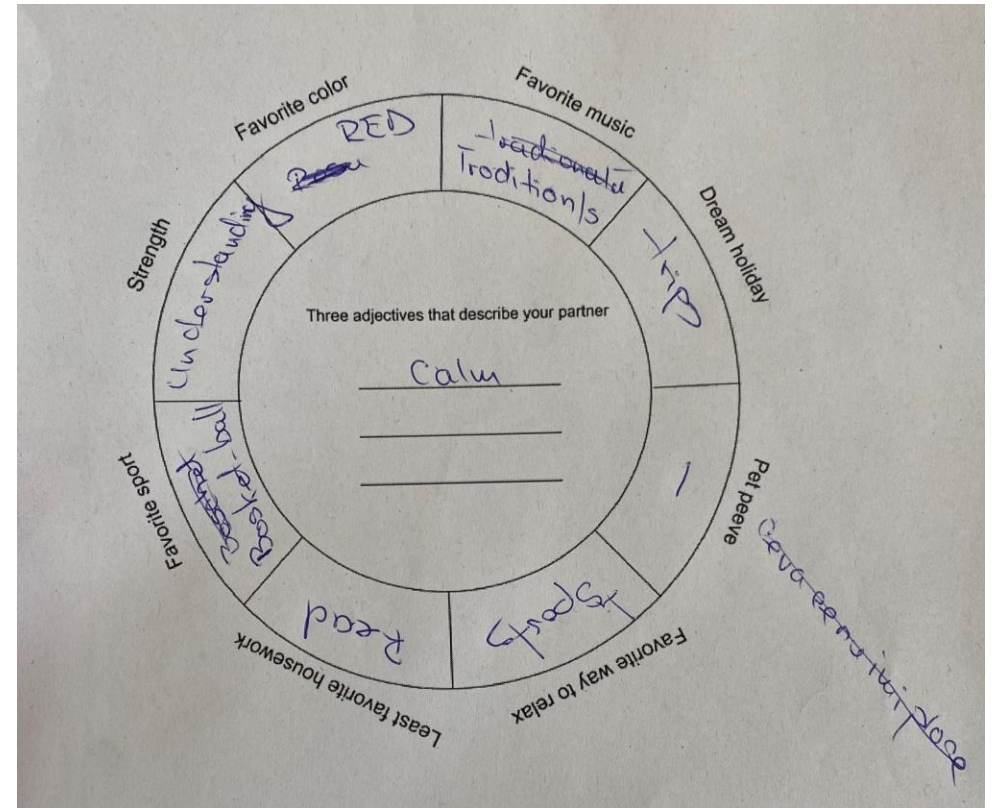


Universal Design For Learning

We should create psychological safety before starting teaching:

- ✓ Clear rules
- ✓ Inclusiveness
- ✓ Diversity
- ✓ Open communication
- ✓ Authenticity

I'm sorry, we also did some introduction activities...



In these one, we had to guess about the other classmates.

But with me they didn't succeed...

Universal Design For Learning

Pre-Testing: asking students about the material that they are about to learn.

- It activates curiosity
- You will discover what they already know about the subject



It wasn't all about studying...



SAFE PLACE


Do you need to calm down your students?? Make them do this:

1. Close your eyes and keep quiet.
2. Imagine a place that you have been before and you like it. You feel comfortable when you are there.
3. Think about the weather: is it sunny? Can you feel the breeze? Is it warm?
4. Think about the smells. What does it smell like?
5. Are there any people with you? How are they? What are you doing?
6. Keep these feelings with you. You can come back to your safe place anytime you need it.



POMODORO TECHNIQUE

- 1- Get rid of distractions
- 2- Set a time for 25 minutes
- 3- Dive in
- 4- Reward yourself




FLOW

When you are in flow you are focus and you create a state of mind in which you remember things, you enjoy what you are doing.

3 ingredients to achieve flow:

- Something that needs effort
- Immediate feedback
- Plan your goals: long term goals, milestone goals and process goals



PBL

This framework describes what students should be doing, learning and experiencing in a good Project.

- ❖ Curiosity: sustained inquiry
- ❖ Relevant goals: authenticity
- ❖ Student voice and choice
- ❖ Metacognition: reflection
- ❖ Feedback and feedforward: critique and revision
- ❖ Public product
- ❖ Desirable difficulty: challenging problem or question



PBL

“Whatever the students can do, don’t do it for them, let them do it.”

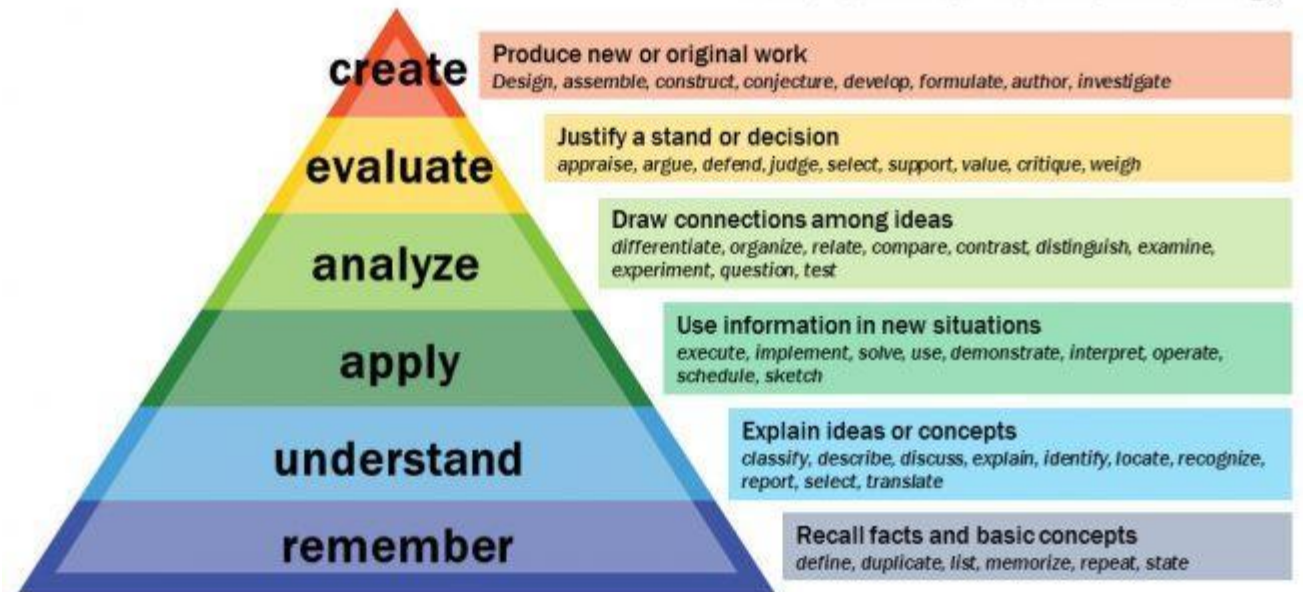


PBL & CLIL

KEYWORD METHOD

When remembering a new word in another language think about a word in your own language and try to relate them in a picture.

Bloom's Taxonomy



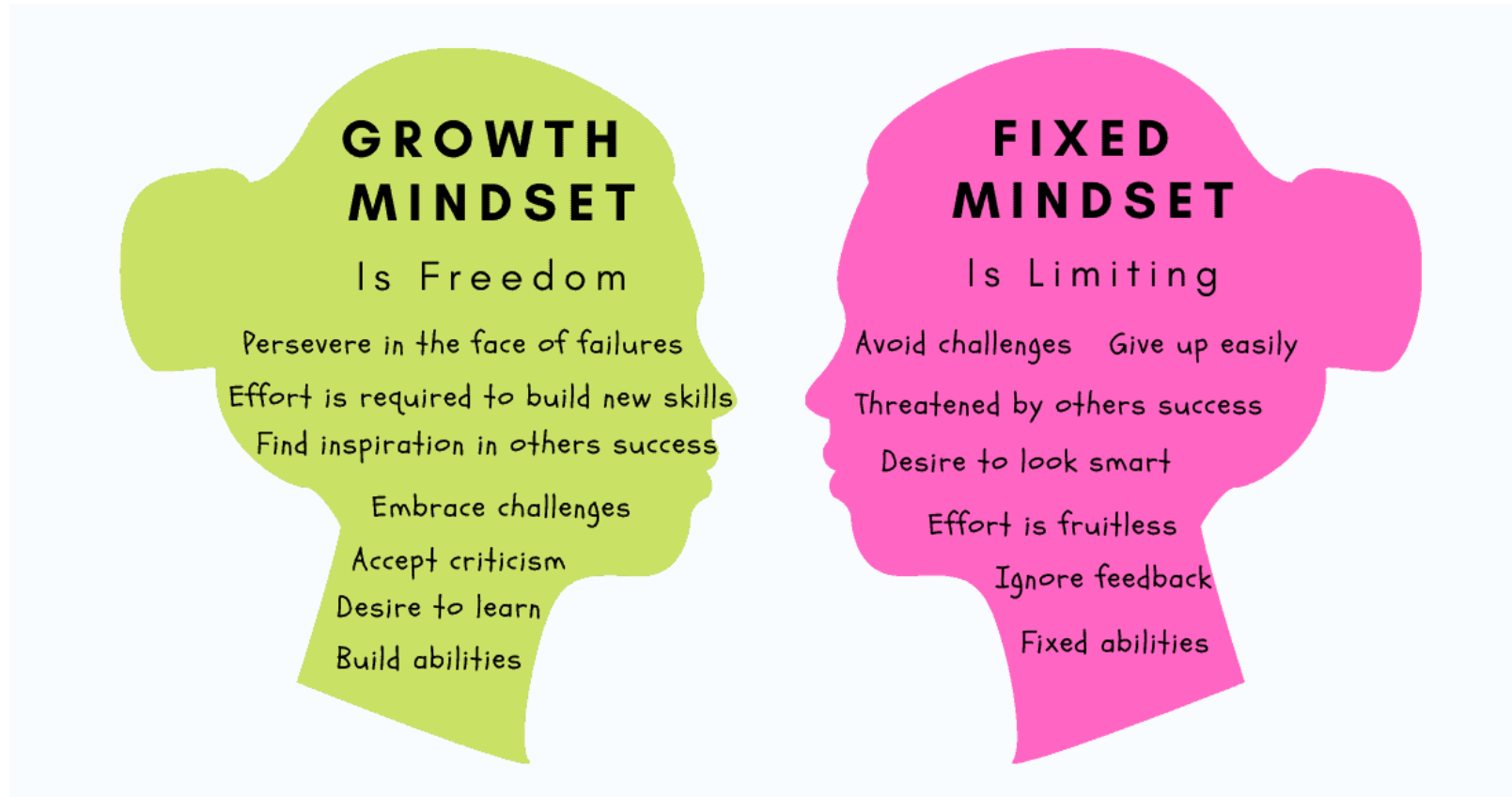
GRIT

How do you develop grit?

- Let them struggle
- Give them breaks
- Encourage them



Encourage growth mindset



Of course, I got the certificate!

