

## ORAL SUCCESS!

In this activity, we will work in teams in order to get ready for the oral test in your certificate exam.

1. Get grouped in teams of 3 people
2. Choose a topic from the list
3. Divide the following roles in each team: vocabulary, grammar, pronunciation and fluency.
4. Decide how you will present your work to the rest of the class

Get to know what ePEL is: [FY22Q4 Acrobat DC Protect Create ES \(youtube.com\)](#)

**Passport**

**Biography**

**Dossier**

With this activity, we will be developing the following skills:

### **CHECKLIST LEVEL B1 (from ePEL)**

#### SPOKEN INTERACTION

- I can cope with general conversations on topics of my field of expertise.
- I can express and ask for personal opinions in informal discussions with friends.
- I am able to come to organizational agreements with other individuals which involve planning, the sharing out of tasks and working in a team.

#### SPOKEN PRODUCTION

- I can use common words and expressions to organise what I'm going to say.
- I have the vocabulary to express myself rather accurately on most everyday topics (family, hobbies, interests, work, travel, etc.).
- I can use a number of structures rather accurately.

#### GENERAL MEDIATION

It features people from diverse backgrounds, showing awareness that some questions can be perceived themselves differently, and invite others to contribute their knowledge and experience, as well as with their views. Convey information from clear and well-structured informational texts on well-known topics, or topics of personal interest or current affairs, although sometimes their lexical limitations cause difficulties in formulation.

### **MAREP**

C2.1 Ability to benefit from one's own intercultural/interlinguistic experiences.

C6 Competence to critically analyse the situation and the activities (communicative and/or learning) in which he/she is engaged.

C7 Competence of recognition of the Other, of Otherness.

K.6.5.2. Know that in other languages there are sometimes sounds that we may not be perceived and that, nevertheless, allow us to distinguish some words from others.

K.6.6.1. Know that languages do not always use the same number of words to express the same thing.

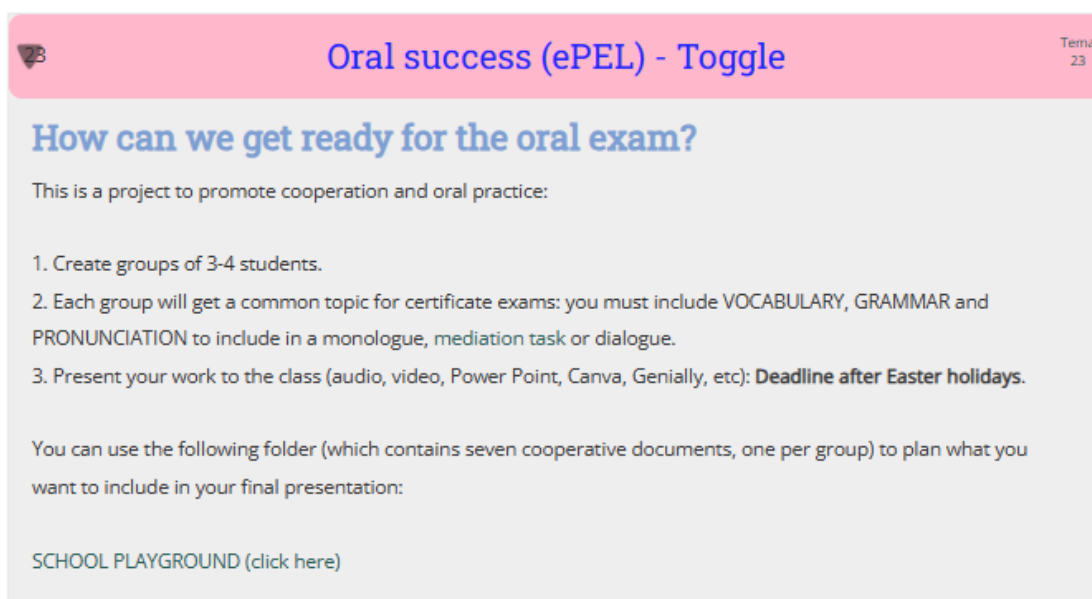
K.6.7.2. Know that the order of the elements that make up a word may be different depending on the language.

K.6.8.2. Know that the relationships between the elements of a sentence (groups of words/words...) can be expressed differently according to the languages {by the order of the elements, by the marks added to the words, by the prepositions/postpositions...}.

K.7.1.4. Know that you never get to know a language completely / that there are always things you don't know and that you can always make progress in learning.

K.7.5.1. Know some learning strategies and their relevance {listening and repeating, copying several times, translating, trying to construct sentences autonomously, checking pronunciation...}

This is our project on Aules:



**Oral success (ePEL) - Toggle** Tema  
23

### How can we get ready for the oral exam?

This is a project to promote cooperation and oral practice:

1. Create groups of 3-4 students.
2. Each group will get a common topic for certificate exams: you must include VOCABULARY, GRAMMAR and PRONUNCIATION to include in a monologue, mediation task or dialogue.
3. Present your work to the class (audio, video, Power Point, Canva, Genially, etc): **Deadline after Easter holidays.**

You can use the following folder (which contains seven cooperative documents, one per group) to plan what you want to include in your final presentation:


[SCHOOL PLAYGROUND \(click here\)](#)


## TOPICS AND TEAMS

1. Looking after yourself (food, exercise, appearance): Marcos, Marta and Inés
2. The media and technology: Dario, Milena and Mirla.
3. Jobs and money: Vicente, Paco and Clara
4. Relationships: Claudio, Jeimy and Lina
5. Environment (issues and life on Earth): Carmen, Andrea and Cristian
6. Education: Lucía, M<sup>a</sup> Angeles and Gabriela
7. Hobbies (travelling and entertainment): Javier, Patricia, José Luís and Miguel Ángel

Interesting website for vocabulary about the topics:

<https://www.oxfordlearnersdictionaries.com/topic/>

 TOPICS for oral exams

 ePEL Oral Success


## Formal and informal correspondence

Let's check the differences between formal and informal register:


### Formal and informal writing

	Informal	Formal
Type of messages	Informal messages (friends and family)	Business, professional and other important messages
Beginnings	- Hi/Hello (+ first name).	- Dear Sir/Madam. - Dear Mr/Mrs XXX.
Closings	- See you soon. - Speak to you soon.	- I look forward to your reply. - I look forward to hearing from you.
Endings	- Best wishes. - Love. - All the best. - (Kind) Regards. *	- Yours faithfully, - Yours sincerely,
Style	- Contractions - Informal expressions	- No contractions - Formal language

\* When you don't know the person very well.

 Formal or informal?

 Covering letter: formal writing

 Key to covering letter exercises

## Covering letter

Use **EUROPASS** to create your covering letter and CV.