



C.E.I.P.  
**LLEBEIG**  
Dénia



Avda. Ramón Ortega 13 - 03700 DÉNIA  
Tel. 96 642 88 90 - fax 96 642 88 91  
e-mail: 03015944@gva.es  
<http://ceipllebeig.edu.gva.es/>  
Facebook: ceip Llebeig

## PLANIFICACIÓ SETMANAL D'ACTIVITATS/PLANIFICACIÓN SEMANAL DE ACTIVIDADES

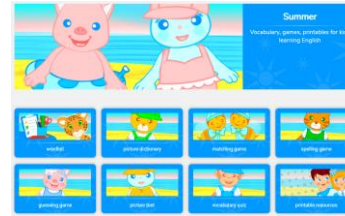
ESPECIALITAT	ESPECIALISTA	CORREU ELECTRÒNIC
Anglés	Alicia Álvarez Luján	<a href="mailto:a.alvarez@ceipllebeig.com">a.alvarez@ceipllebeig.com</a>
PERÍODE SETMANAL DEL 8 AL 12 DE JUNY		
CURS	TASQUES A REALITZAR/TAREAS A REALIZAR	OBSERVACIONS
1rB	<p><b>TAREA 1: SUMMER VOCABULARY</b> Esta semana vamos a ver el vocabulario relacionado con el verano (<b>summer</b>).</p> <p>Para ello, vamos a ver el siguiente video del vocabulario:</p> <p><b>Summer holidays</b></p> <p><a href="https://www.youtube.com/watch?v=EAYf1IAOoB8">https://www.youtube.com/watch?v=EAYf1IAOoB8</a></p> <p>Ahora ¡vamos a cantar! Para ello vamos a ver y escuchar la siguiente canción:</p> <p><b>Beach Song</b></p> <p><a href="https://www.youtube.com/watch?v=b-joNU9em1w">https://www.youtube.com/watch?v=b-joNU9em1w</a></p>	 



## TAREA 2: JUEGOS DE VOCABULARIO

Vamos a seguir repasando el vocabulario, esta vez, a través de un juego online. Accederemos al siguiente enlace:

<https://www.anglomaniacy.pl/summerTopic.htm>



## TAREA 3: PEPPA PIG SUMMER STORY

Después de poner en práctica el vocabulario del verano, vamos a ver un capítulo de Peppa Pig relacionado con la playa, de forma que podrán practicar la parte oral de la lengua, especialmente la que se refiere a la habilidad de la escucha. Aquí os dejo el enlace al capítulo:

### Peppa Pig - At the Beach

<https://www.youtube.com/watch?v=7OHjX-h0qEY&t=41s>



4tB

## TASK 1: PREPOSITIONS OF PLACE

Esta semana vamos a repasar las preposiciones de lugar. Para ello vamos a ver los siguientes videos:

### Prepositions of place for children

<https://www.youtube.com/watch?v=niPyVnCGW5g>





C.E.I.P.  
**LLEBEIG**  
Dénia



Avda. Ramón Ortega 13 · 03700 DÉNIA  
Tel. 96 642 88 90 - fax 96 642 88 91  
e-mail: 03015944@gva.es  
http://cipllebeig.edu.gva.es/  
Facebook: ceip Llebeig

### Where? (in, on, under)

<https://www.youtube.com/watch?v=PKFgBK5fbfc&t=34s>

A continuación, hacemos el siguiente ejercicio:

**Activity: WHERE? Listen, read and match.**



### TAREA 2: "WE ARE GOING ON A BEAR HUNT" SONG

Por último, vamos a ver y escuchar la canción del cuento "We're Going On A Bear Hunt". La actividad consiste en ver y escuchar la canción y después, hacer una actividad sobre el video.

[https://www.youtube.com/watch?v=5\\_ShP3fiEhU](https://www.youtube.com/watch?v=5_ShP3fiEhU)



*Recordar que podéis activar los subtítulos del vídeo, que están en inglés, para poder leer el texto de la canción y sea más fácil realizar la actividad.*

**Activity: Look, listen and number.**

### TASK 1: HAPPY COINCIDENCE.

Para realizar esta tarea nos dirigimos al Pupil's book, página 66, Lesson 3.

Esta tarea consiste en escuchar la historia de aventuras de cuatro amigos que se van a una excursión del colegio.

**5é A i B**

Escuchamos la historia: **Activity 8 Listen to and read the story.**






Ahora que hemos leído la historia, vamos al activity book y hacemos las actividades de la **página 66. Lesson 3:**

**Activity 7. Read the story and write the answers.**

**Activity 8. Draw and write. Design a T-shirt for you and your friends.**

**Activity 9. Read and circle.**



*\*Estas actividades se realizan en el Activity Book. Los alumnos que no tengan el ACTIVITY BOOK, pueden acceder a él en la nueva página web proporcionada. Ahí, podrán ver todas las actividades y realizarlas en la libreta o en un folio.*

## TASK 2: PRESENT SIMPLE OF WANT.

En esta tarea, vamos a repasar el presente simple del verbo “want”. Para ello nos dirigimos al Pupil’s book, página 68, Lesson 4, Activity 13: Listen, repeat and learn.

Una vez repasado el ejercicio, vamos a ver el siguiente video que repasa el presente simple en afirmativo, negativo y pregunta:

## EXPLICACIÓN DEL PRESENTE SIMPLE

<https://www.youtube.com/watch?v=7TMXvhjMMSE>



Durante el video, **debemos tomar apuntes** en la libreta o en un folio.

¡Ahora vamos a ser **grammar detectives!**

Contestamos a las preguntas de la actividad 14.

***What kind of words do we use after “want” and “want to”?***



**When do we add an "s" to "want"?**

**What are the short forms of "do not want" and "does not want"?**

\*Respondemos a las preguntas en la libreta o en un folio.

**Activity book, página 67, Lesson 4.**

**Activity 11: Read and write. Be a grammar detective!**

**Activity 12: Look and write sentences.**

Abrimos el **activity book, página 102, Unit 7.**

**Activity 1. Circle the correct words.**

Ahora **activity book, página 103, Unit 7.**

**Activity 2. Write the correct noun phrase or verb phrase.**

**Activity 3. Match the questions and answers.**

**Activity 4. Order and write the questions**

**\*Estas actividades se realizan en el Activity Book. Los alumnos que no tengan el ACTIVITY BOOK, pueden acceder a él en la nueva página web proporcionada. Ahí, podrán ver todas las actividades y realizarlas en la libreta o en un folio.**







**11 Read and write. Be a grammar detective!**

Present simple review want

- We use nouns after want e.g. I want a shirt.
- We use verbs after want e.g. I want to go shopping.
- We add s to for he, she and it e.g. She wants a bag. He wants to play.
- The short form of do not want is don't want. The short form of does not want is doesn't want. We usually use the short form.

1 I <u>want</u> a biscuit.	5 she <u>wants</u> a new jacket? Yes, she <u>wants</u> .
2 She <u>wants</u> an apple.	6 he <u>wants</u> to go to the cinema.
3 He <u>wants</u> to go to the cinema.	7 you <u>want</u> to go shopping? Yes, I <u>want</u> .
4 you <u>want</u> to go shopping? Yes, I <u>want</u> .	

**12 Look and write sentences.**

1  <u>She wants a jacket.</u>	4  <u>He wants to go to the cinema.</u>
2  <u>She wants to go shopping.</u>	5  <u>He wants a new jacket.</u>
3  <u>He wants to go to the cinema.</u>	6  <u>He wants to go shopping.</u>

**Grammar check**

**1 Circle the correct words.**

- Do / Does you want / wants to go to the cinema?
- No, I don't / doesn't. I want / wants to go shopping.
- What do / does you want / wants to buy?
- I want / wants to buy a birthday present for my sister.
- What kind of present do / does she want / wants?
- She want / wants a new bag.
- Great! Do / Does you want / wants to go to the shops now?
- No, I don't / doesn't. Let's go after lunch.

**2 Write the correct noun phrase or verb phrase.**

a sandwich    to go to bed    to go scuba diving  
to drink a beer    a new dress    some new pants

I want a <u>new dress</u> .	I want <u>to go to the cinema</u> .
I want <u>to go to the cinema</u> .	I want <u>a new dress</u> .
I want <u>a new dress</u> .	I want <u>to go to the cinema</u> .
I want <u>to go to the cinema</u> .	I want <u>a new dress</u> .

**3 Match the questions and answers.**

1 What kind of cake do you want?	a No, thanks. I'm not thirsty.
2 Do you want a drink?	b To the park.
3 When do you want to go swimming?	c No, I want to play tennis.
4 What do you want to do?	d Chocolate, please.
5 Where do you want to go?	e On Saturday morning.
6 Do you want to play badminton?	f Let's watch TV.

**4 Order and write the questions.**

- want / Do / lunch / you / want / ? Do you want to have lunch?
- want / do / What / eat / you / ? What do you want to eat?
- want / watch / you / do / on / pizza / ? Do you want to watch pizza on TV?
- you / want / Do / salad / want / ? Do you want to eat salad?



6é A i B

### TASK 1: GRAMMAR – GOING TO.

En esta tarea, vamos a repasar “going to” (planes de futuro). Para ello nos dirigimos al **Pupil's book, página 68, Lesson 4.**

**Activity 13: Listen, repeat and learn.**

Ahora para repasar la gramática, vamos a ver el siguiente video explicativo:

### COMO USAR GOING TO EN INGLES

<https://www.youtube.com/watch?v=uBMeR9CnfRE>



\*Durante el video, debemos tomar apuntes en la libreta o en un folio.

**Activity 14.** ¡Ahora vamos a ser **grammar detectives!**

**Do we use going to + verb to talk about the past or the future?**

**What verb do we always use before going to?**

\*Respondemos a las preguntas en la libreta o en un folio.

**Activity book, página 67, Lesson 4.**

**Activity 11: Read and write. Be a grammar detective!**

**Activity 12: Read. Listen and answer the questions.**

**11 Read and write. Be a grammar detective!**

going to

- We use going to + verb when we talk about the future, e.g. Tomorrow I am going to see my friend. Next week we are going to watch a football match.
- Remember! We use be before going to + verb. It is important to conjugate be.

I am = I'm	1 What <u>are</u> you going to do tomorrow?
You are =	2 The weather <u>is</u> going to be sunny.
He is = He's	3 We <u>are</u> going to have a picnic.
She is =	4 I <u>am</u> going to make some sandwiches.
We're = We're	5 My brother <u>is</u> going to buy some drinks.
They're =	6 We <u>are</u> going to have a great time.

**12 Read. Listen and answer the questions.**

- Who is going to write postcards in the tent? Rocky
- Who is going to go cycling in the countryside?
- Who is going to play football on the sports field?
- Who is going to prepare a meal in the barbecue area?

**\*Estas actividades se realizan en el Activity Book. Los alumnos que no tengan el ACTIVITY BOOK, pueden acceder a él en la nueva página web proporcionada. Ahí, podrán ver todas las actividades y realizarlas en la libreta o en un folio.**



C.E.I.P.  
**LLEBEIG**  
Dénia



Avda. Ramón Ortega 13 - 03700 DÉNIA  
Tel. 96 642 88 90 - fax 96 642 88 91  
e-mail: 03015944@gva.es  
<http://cipllebeig.edu.gva.es/>  
Facebook: ceip Llebeig

## TASK 2: A DIALOGUE.

Para realizar esta tarea nos dirigimos al *Pupil's book*, **página 68, Lesson 4.**

### Activity 11: Listen to and read. Is Becky worried about secondary school? Does Ed like his school?

Primero escuchamos, y luego leemos el diálogo en voz alta.

Ahora contestamos a la siguiente pregunta:

#### **How many examples of going to + verb can you find in the story?**

(¿Cuántos ejemplos de going to + verb puedes encontrar en la historia?).

**Activity book, página 67. Lesson 4:**

### Activity 10. Read and complete the dialogue in your own words.

10 Read and complete the dialogue in your own words. Act out.

What are you going to do in September? I'm going to start (1) \_\_\_\_\_ school.

Are you worried about it? No. I think it's going to be (2) \_\_\_\_\_. I'm going to have new (3) \_\_\_\_\_. I'm going to study Literature, Science, ICT and (4) \_\_\_\_\_. What about you?

I started secondary school last (5) \_\_\_\_\_. Really! Do you like it?

I love it. All the (6) \_\_\_\_\_ are great. And I love learning (7) \_\_\_\_\_.

**\*Estas actividades se realizan en el Activity Book. Los alumnos que no tengan el ACTIVITY BOOK, pueden acceder a él en la nueva página web proporcionada. Ahí, podrán ver todas las actividades y realizarlas en la libreta o en un folio.**