MATERIAL COMPLEMENTARI

MÚSICA

SEGON DE PRIMÀRIA

Ceip Carraixet

(2)

1 UN NOU CURS (Jos Wuytack)

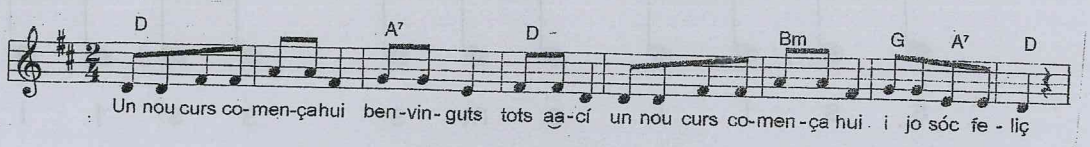

Les notes de l'escala

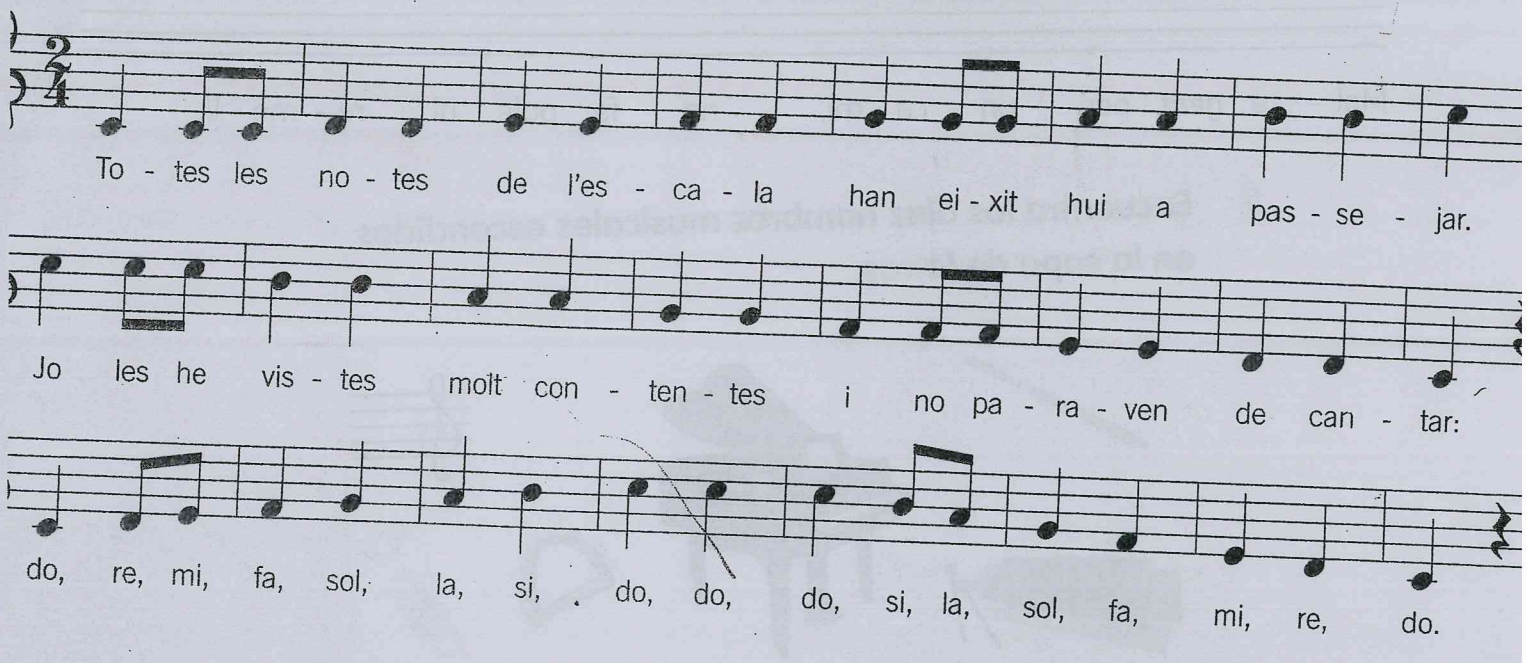

La clave de sol es un caracol...



... que sube hasta el cielo...



... y baja en ascensor.



2 Canta i passa al pentagrama.



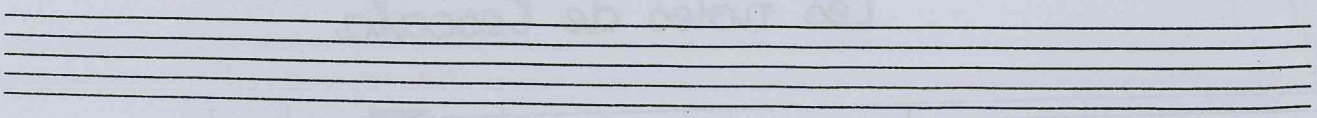

Mol - ta gent per un ca - mí, no fa pols ni re - mo - lí.

Encuentra los diez nombres musicales escondidos en la sopa de letras.





P	V	R	W	Q	F	Y	U	P	C
E	A	B	X	E	L	H	Ñ	I	A
N	G	U	I	T	A	R	R	A	S
T	A	Z	L	E	U	H	J	N	C
A	B	U	O	N	T	I	S	O	A
G	D	W	F	O	A	O	O	Y	B
R	I	N	O	T	A	S	O	L	E
A	Y	O	N	A	H	R	Q	N	L
M	T	R	O	M	P	E	T	A	E
A	E	P	V	I	O	L	I	N	S

LA PEIXATERA

Tradicional valenciana

Jo tinc u - na pei - xa - te - ra que_a - gar - ra gam - ba a vo - lan - tí. S'a - gar - rem de la cis-

te - lla i_els dos de pa - re - lla can - tant per a - cí: –Pa - gell qui_em com - pra? Qui_em com - pra pa - gell?

Pa - gell qui_em com - pra? Que_el por - te fres - quet! –Pa - gell qui_em com - pra? Qui_em com - pra pa-

gell? –Pa - gell qui_em com - pra? Pa - gell qui_em com - pra? Que_el por - te fres - quet!

2 Reconeix. Quin fragment sona?

1

2

3

4





2 Escriu els noms de les notes.

Reconeix. Quin fragment sona?

1 

2 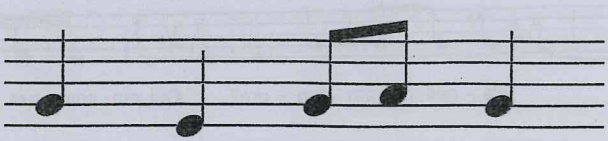

3

Estic alegre

(J. Wuytack)

Estic alegre, estic alegre,

estic alegre hui.

Estic alegre, estic alegre,

estic alegre hui.

Palmejar*,

palmejar,

palmejar

voldria jo.

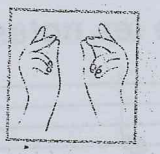

* Esclafir...

* Saludar...



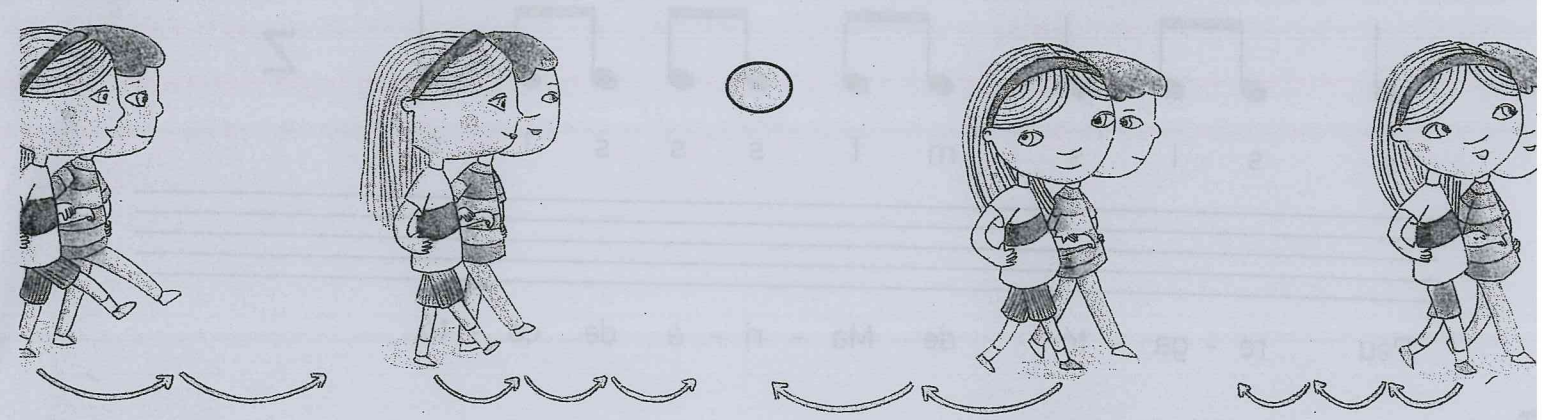

ıegre, estic alegre, estic alegre hui. Estic alegre, estic alegre, estic alegre hui.

Palmejar Titi ta voldria jo.

3

2 **Canta i passa al pentagrama.**



Brunz quan va pel cel i e - lla fa la mel.

1 Escriu els noms de les notes.



3 Passa al pentagrama.



Peu re - ga - tó de Ma - ri - a de co - tó.

4

El cotxe del meu iaio

Al cotxe del meu iaio,
se li ha punxat una roda.
L'arreglem amb un xiclet.

Al *brum* del meu iaio,
se li ha punxat una roda.
L'arreglem amb un xiclet.

Al *brum* del meu *hop*,
se li ha punxat una roda.
L'arreglem amb un xiclet.

Al *brum* del meu *hop*,
se li ha *psss* una roda.
L'arreglem amb un xiclet.

Al *brum* del meu *hop*,
se li ha *psss* una *fsss*.
L'arreglem amb un xiclet.

Al *brum* del meu *hop*,
se li ha *psss* una *fsss*.
L'arreglem amb un *paf-paf*.

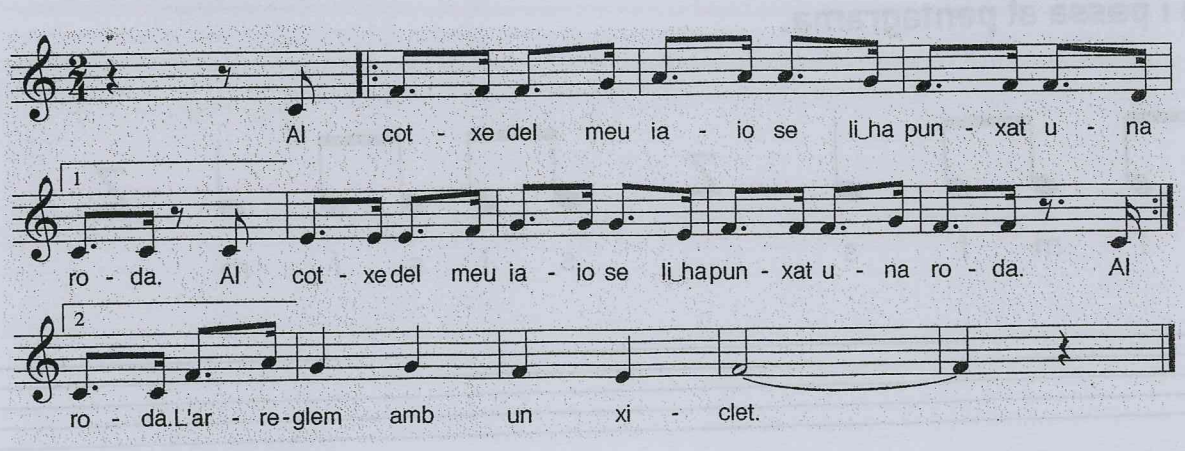

1 Solfeja i canta «Si la barqueta...».



Si la bar - que - ta es - tom - ba, xi - ca no tin - gues por.

s f m f s s l s f m

Escolta la *Dansa russa,* de Txaikovski, també coneguda com *Trepak.*
Després, segueix el musicograma.





_____ _____ _____ _____ _____ _____ _____ _____ _____

1 Escolta els fragments melòdics següents:





Endevina quin ha sonat.

2 Escriu el nom de les notes.



_____ _____ _____ _____ _____ _____ _____ _____ _____ _____

3 Dibuixa en el pentagrama les notes següents.



sol mi la mi sol la mi sol

1

L'ACCENT DE LA CANÇÓ (E. Moltó)



2 Dibuixa les línies divisòries i el signe de compàs.





Un tren xi - co - tet que cor - ri - a que cor - ri - a.



Un tren xi - co - tet que cor - ri - a pel car - rer.

1 Col·loca les línies divisòries i el signe de compàs.

«A la cadireta»





Escrivim dissenys melòdics.

UN, DOS, MARCA EL COMPÀS (E. Moltó, basat en tema popular. Cànon)

1. Escriu-ne el seu nom:



sol

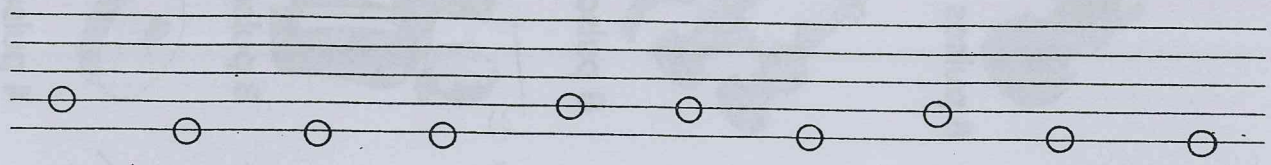

sol

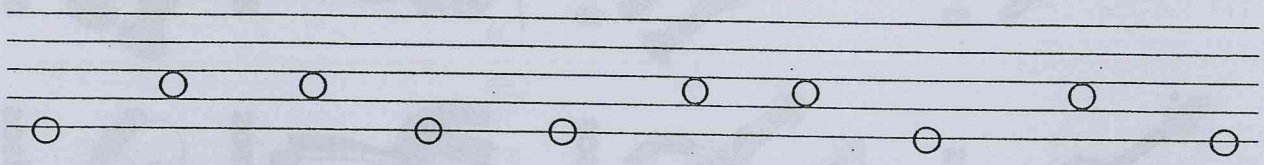

mi

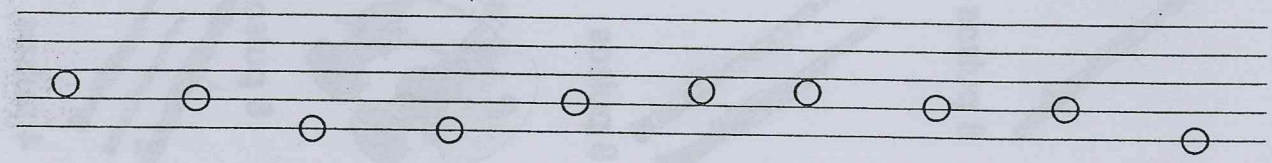

la

En la cueva del rey de la montaña

Escucha la música y sigue el pulso con los instrumentos que se indican.

Adagio (despacio)



8 pulsos | 8 pulsos | 8 pulsos | 8 pulsos | 8 pulsos | 8 pulsos

Andante (normal)



8 pulsos | 8 pulsos | 8 pulsos | 8 pulsos | 8 pulsos | 8 pulsos

Allegro (rápido)



8 pulsos | 8 pulsos | 8 pulsos | 8 pulsos | 8 pulsos | 8 pulsos

Allegro



4 pulsos | 4 pulsos | 4 pulsos | 4 pulsos | 4 pulsos | 4 pulsos

¡PLAS!



Escriu el nom de les notes d'aquests pentagrames. Després, canta cada un amb l'ajuda del teu professor.



1 mi _____ _____ _____ _____ _____

2 la _____ _____ _____ _____ _____ _____



3 mi _____ _____ _____ _____ _____



4 sol _____ _____ _____ _____ _____ _____

UNITAT 3

1

3 Canta «Quan seré gran».

Diu que quan seré gran
un ofici hauré de fer
pense jo, què seré?
sabater, potser.
Fer sabates dia i nit
deurà ser molt avorrit.
Crec que no, ben mirat,
deu ser molt cansat.

2 Diu que quan...
moliner, potser.
Traginant els sacs de blat
sempre blanc i enfarinat...

3 Diu que quan...
advocat, potser.
Sempre haver d'enraonar
el cervell deu assecar...

4 Diu que quan...
professor, potser.
Sempre a classe haver d'anar
no m'acaba d'agradar...

5 Diu que quan...
un gandul, potser.
Panxa enlaire dia i nit
sense fer res de profit...

1 Solfeja i canta «Si la barqueta...».



Si la bar - que - ta es - tom - ba, xi - ca no tin - gues por.

2 Canta i passa al pentagrama.

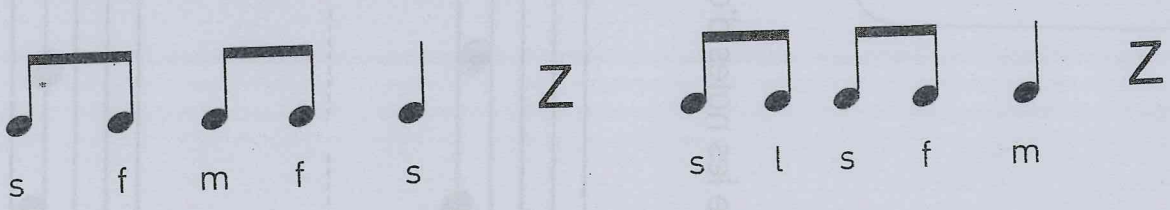



Dibuixa corxeres.



s s m m r r m m s l s f m r m m

2 Escriu els noms de les notes i copia la música.



Tres i tres i tres fan nou, nou i tres fan dot - tze.

3 Dibuixa les notes i col·loca les línies divisòries.



s m r m s l s f m r m

s l s f m r m r m s l s

4 Escriu fusta, metall o pell.



3

2 Dibuixa les notes.



r m d r m d d r r d d m

1 Solfeja i canta «Arc de Sant Martí».



scriu el do a les línies addicionals.



Bim, bom

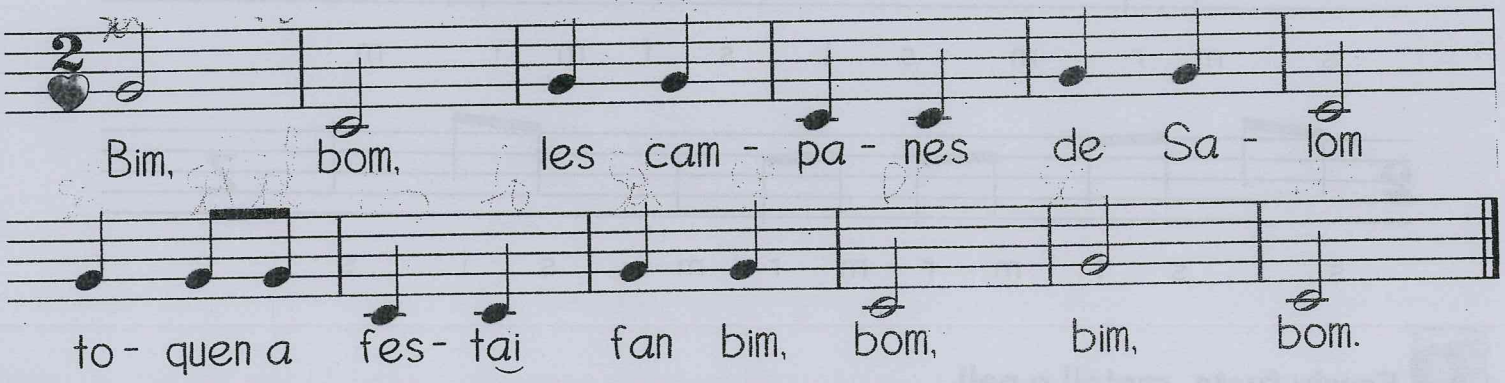

4

La cançó del do

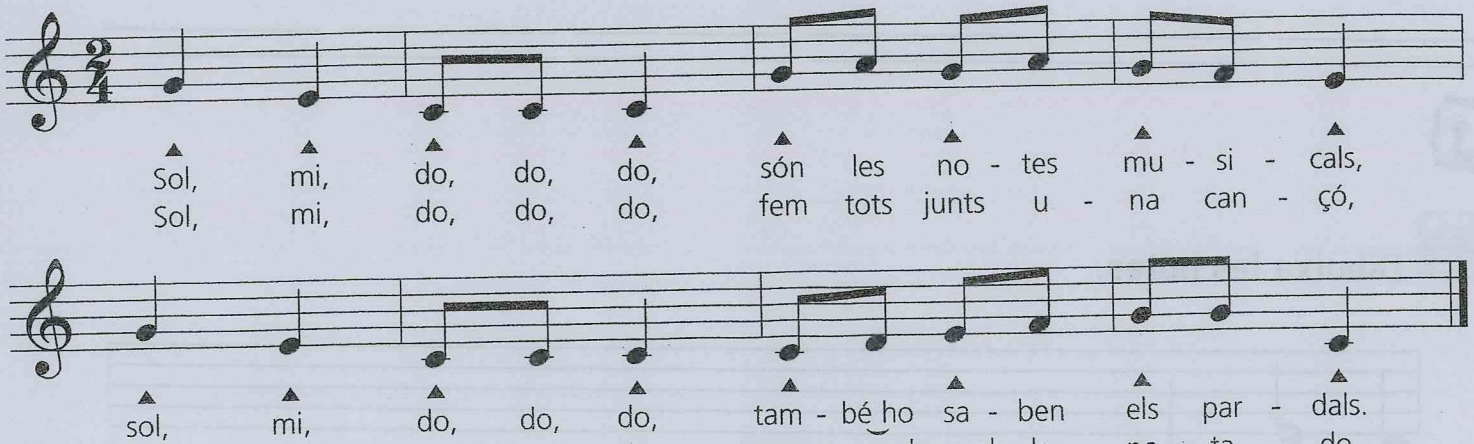

Maketu me tu me papa
Maketu me tu me pa
Maketu me tu me papa
Maketu me tu me pa

Dudué, duduedà
Dudué, duduedà *(bis)*

Iene, iene, iene, ià
Iene, iene, iene, ià *(bis)*

2 Reconeix. Quin fragment sona?

1 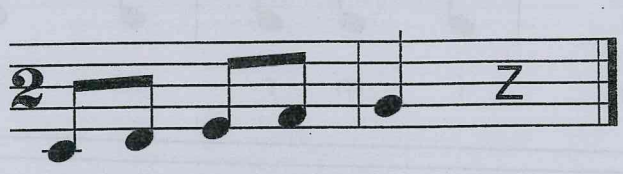

2 

3 

4 

1 Dibuixa corxeres.



s s m m d d r m f s l s f m r d

2 Dibuixa les notes i col·loca les línies divisòries.



s m d r m m r m f m m



s m d r m m r d r d d

3 Passa al pentagrama. Posa línies divisòries i barra final.



s l s m f m r m d

Por - ta o - ber - ta, por - ta - co - ber - ta.

5

2 Passa al pentagrama. Posa línies divisòries i barra final.



m f s m d m m r r r r

El ge - gant del pi a - ra ba - lla, a - ra



m d m f s m d m m r d r m d

ba - lla. El ge - gant del pi a - ra ba - lla pel ca - mí.

Escriu els noms de les notes i copia la música.

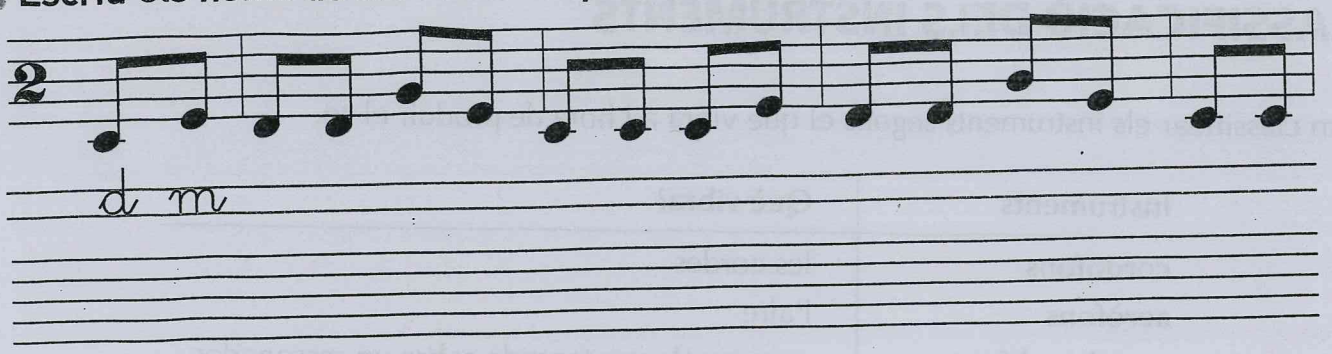

La ga - lli - na po - ni - ca - na pon deu ous ca - da set - ma - na.

El clarinet



El **clarinet** es toca bufant. És un instrument de vent-fusta.

Escolta «Concert per a clarinet» de W. A. Mozart.



CLASSIFICACIÓ DELS INSTRUMENTS

Podem classificar els instruments segons el que vibra a l'hora de produir el so.

Instruments	Què vibra?
cordòfons	les cordes
aeròfons	l'aire
membranòfons	una membrana tensada sobre un ressonador
idiòfons	tot el cos de l'instrument
electròfons	la vibració és elèctrica

CORDÒFONS

corda fregada



violoncel viola violí



contrabaix

corda pinçada

guitarra

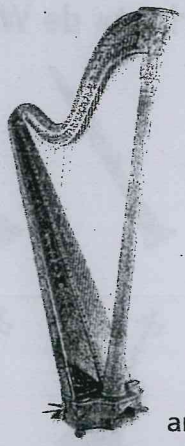

arpa

clavecí

corda percudida



piano

AERÒFONS

de bisell

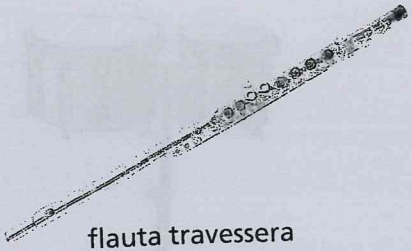

flauta travessera

flauta de bec

d'embocadura

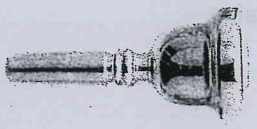

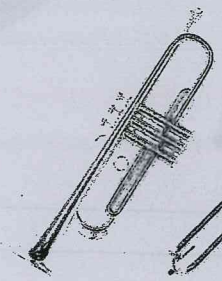

trompeta

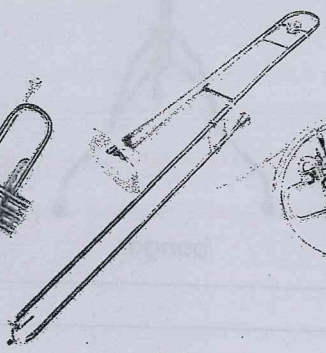

trombó

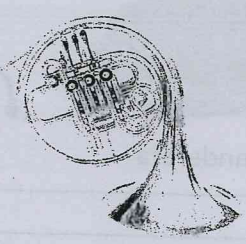

trompa

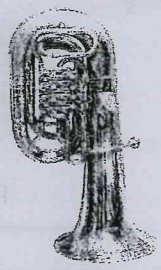

tuba

fiscorn

de llengüeta simple



clarinet

saxo

de llengüeta doble

oboé

corn anglés

fagot

dolçaina

combinació de sistemes

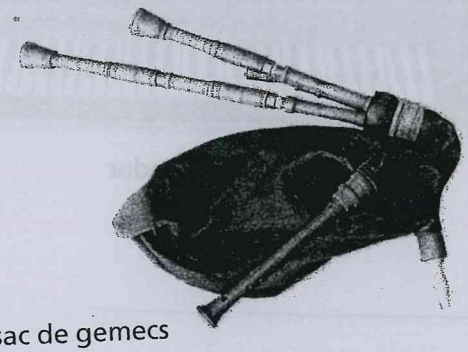

sac de gemecs



orgue

MEMBRANÒFONS

timbales



pandereta

bongos

caixa

IDIÒFONS



metal·lòfon

caixa xinesa

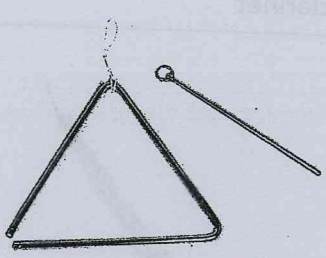

triangle

esquellot

ELECTRÒFONS

guitarra elèctrica

baix elèctric

sintetitzador

1 Dibuixa les notes.



d m s l s m d r m f s d

Escribe las notas en el lugar del pentagrama que les corresponde.



do re mi fa do fa re mi fa r

UNITAT 5

1 FEU-ME LLENYA

1. Pastorets i pastoretes,
feu-me llenya, que tinc fred. (bis)
No me la feu d'argilagues,
feu-me-la de romerets. (bis)

2. Pastoreta, què li portes
al Jesús que està nuet? (bis)
–Jo li porte caroteta,
camisola i gambuixet. (bis)

3. La camisola és d'espígol
i d'orenga els bolquers, (bis)
la *bolcà brodà* amb *tomellos*
i de murta els peüquets. (bis)

DITES DE NADAL

Per Santa Llúcia,
un pas de puça.

Per Nadal,
un pas de pardal.

Per Reis,
bèstia qui no ho coneix.

Per Sant Antoni,
un pas de dimoni!



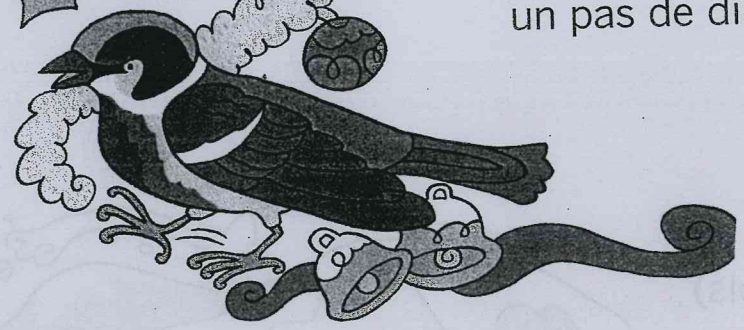

Tradicional valenciana

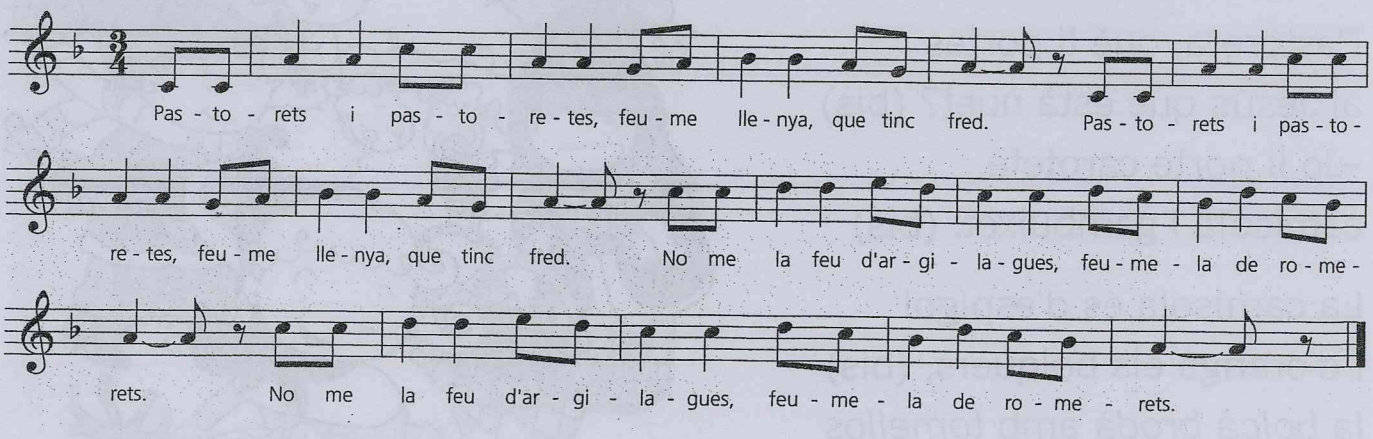

El pas del temps



A san-ta Llú-cia, un pas de pu-ça. Per a Na-dal, un pas de par-dal. A sant Es-te-ve, un pas de lle-



Per a sant An-to-ni, les cinc amb sol A sant Vi-cent de la Ro-da a - llar-ga el di-a u-na ho-r

2 Dibuixa les línies divisòries.



A - se rrín, a - se - rrán, las cam - pa - nas de San Juan.

2 Escribe las siguientes notas en su lugar correspondiente.

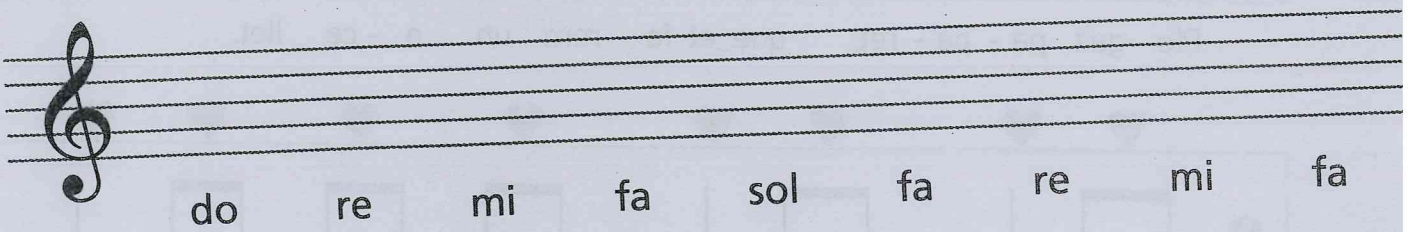

do re mi fa sol fa re mi fa

2 Solfeja i canta «Quan les oques van al camp».

Quan les o - ques van al camp la pri - me - ra va da - vant.



La segona va darrere
i després va la tercera.
Quan les oques van al camp
la primera va davant.

2

2 Escribe las notas en su lugar del pentagrama.



do re mi fa sol la fa mi

1 **Posa línies divisòries i barra final.**

Descobrix primer les pulsacions fortes.



Tinc cap, no tinc peus, sem-pre fu - ges quan em veus.



Ple -ga't pa - pe - ret, que‿et fa - rem un o - ce llet.



Co - ni - llets a‿a - ma - gar que la lle - bre va‿a ca - çar.

4

ALLÀ DALT DE LA MUNTANYA

A - llà dalt de la mun - ta - nya un àn - gel als pas - tors diu: a - llà

diu: Ho - la, ho - la ei - xiu, ei - xiu. Lan ta ra ra ra ra ra

ra ra. Ho - la, ho - la ei - xiu ei - xiu que Je - sús és nat i és viu. Si un pas -

tor li por - ta o ve - lles, l'al - tre li por - ta ca - brits. Si un pas -

brits, l'al - tre li por - ta con - fits. Lan ta ra ra ra ra ra ra ra. l'al - tre

li por - ta con - fits, que és co - sa de nois pe - tits.

1 **Passa al pentagrama. Posa línies divisòries.**

3

s s m m r m f f s s m m d r m

Un ro - ser de ro-ses blan - ques he vin - gut a re - co - llir.

5

Encercla les notes *re* en la partitura.

Escriu el nom de les notes que figuren en esta partitura.



El violoncel



El **violoncel** és un instrument de la família de la corda. Té quatre cordes, que es toquen fregant-les amb un arc.

1 Escolta «Marxa per als xiquets» de S. Prokofiev.

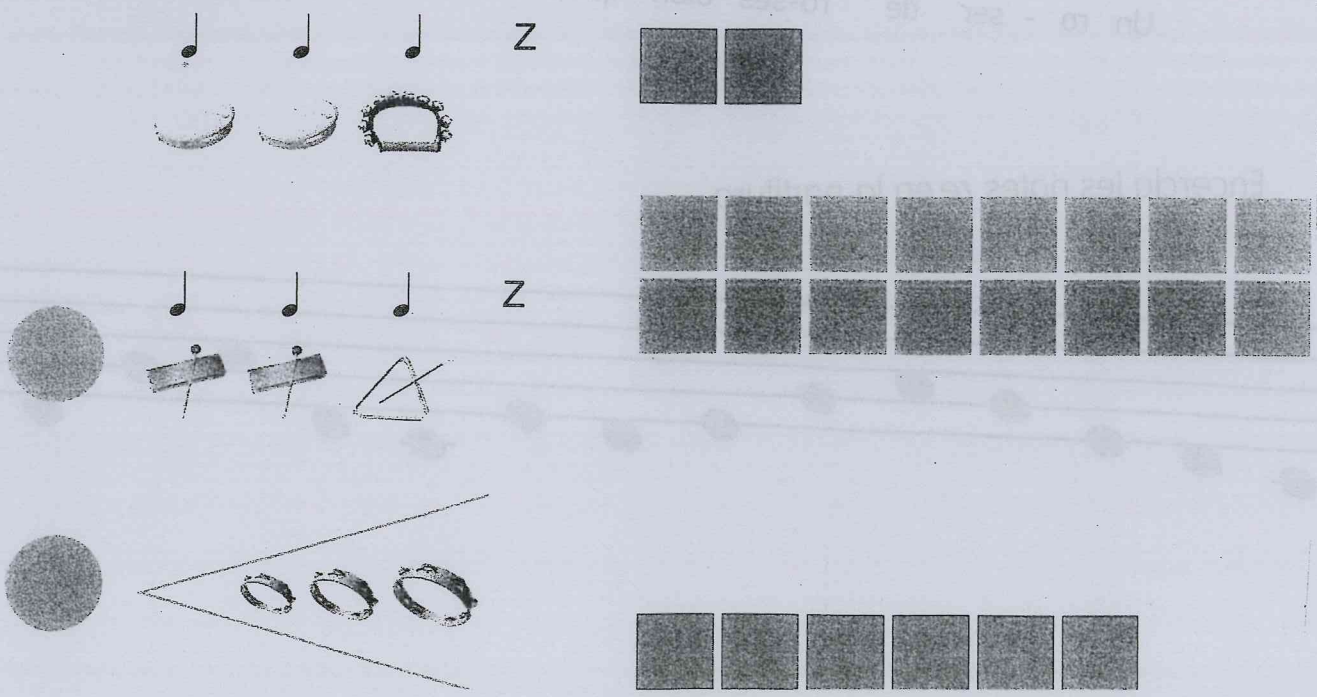

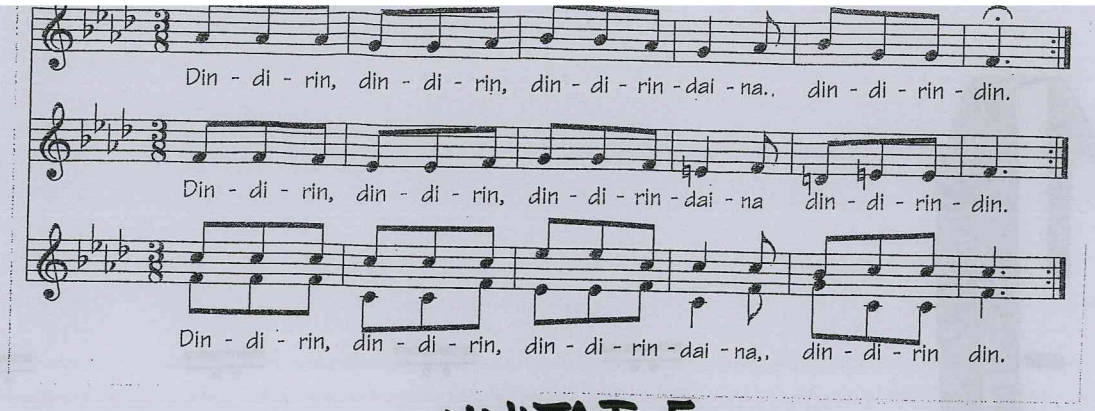

UNITAT 5

1

oba i encercla les notes negres amb el color roig i les blanques amb el color blau.

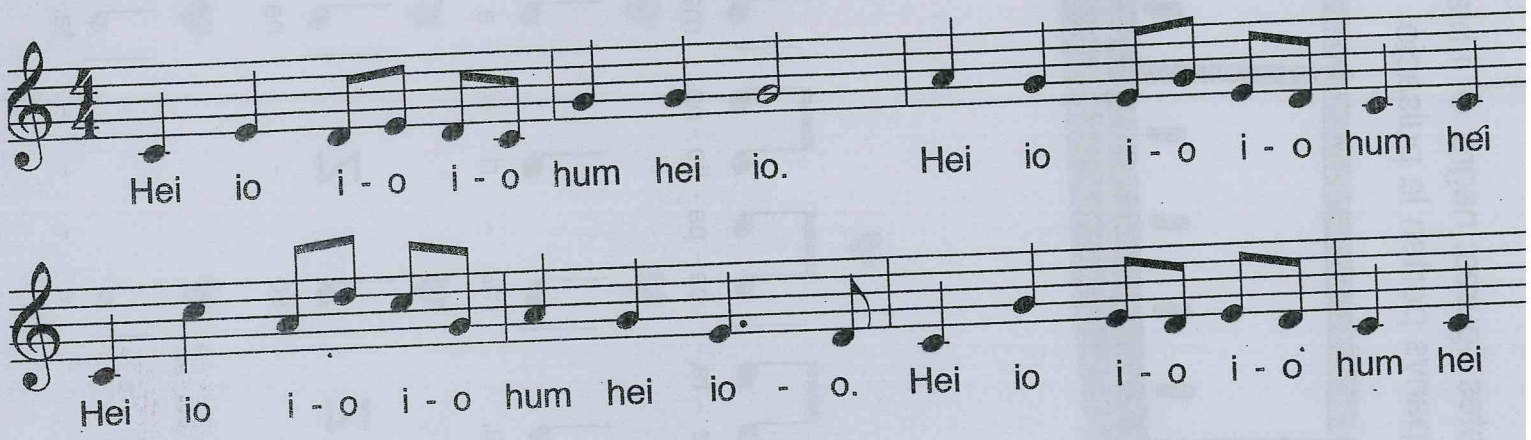

La **blanca** dura dos pulsacions.

1 **Solfeja i canta «Tres pardalets».**

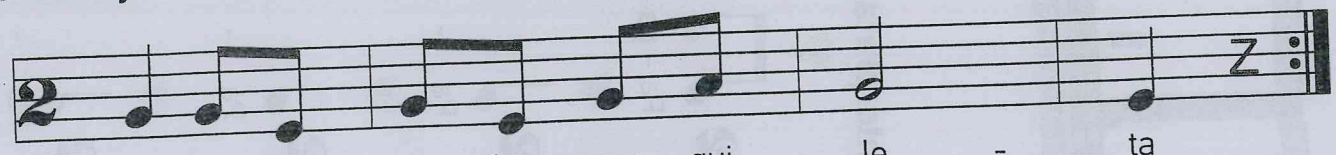

Acompanya amb

Completa com vulgues el tren musical amb estes figures: negra ♩ i blanca 𝅗𝅥 . Després, pica de mans seguint el ritme mentre els teus companys porten la pulsació.

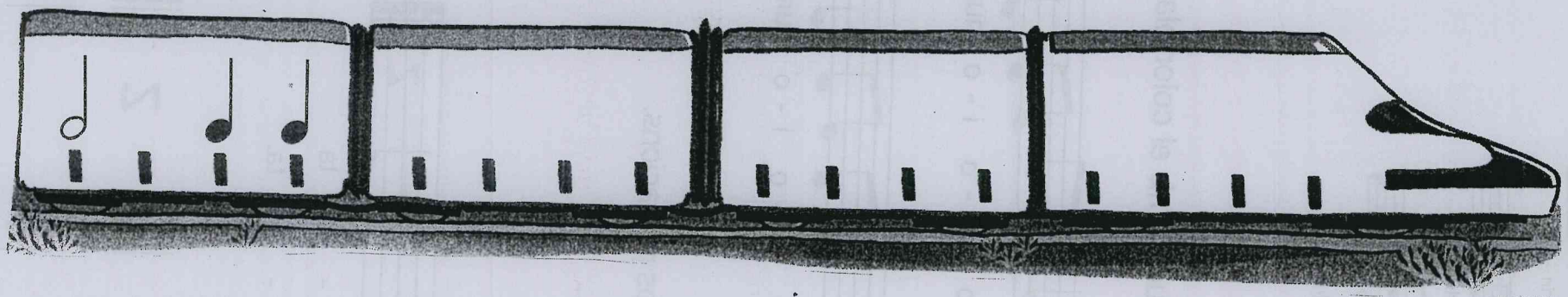

1 **Llig i interpreta «Papallona».**



1 Dibuixa les notes.

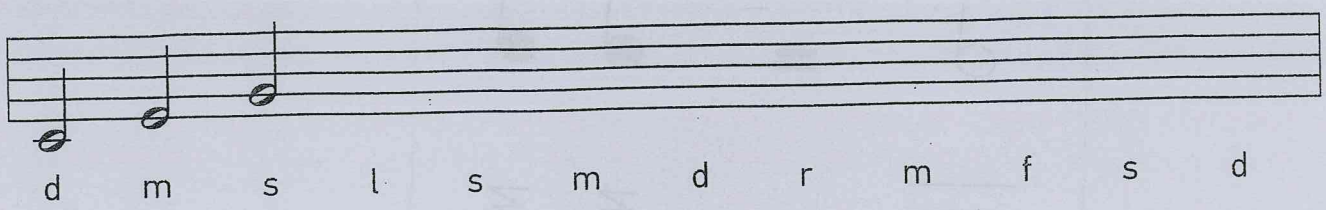

2 Escolta i escriu el ritme.

✗ Dibuixe la boca a estos fantasmes. Em fixe per a posar-la a tots en el mateix lloc.



✗ Els fantasmes tenen la boca damunt de la ..... línia.

✗ La boca del fantasma s'anomena «silenci de blanca».

silenci de blanca

El silenci de blanca dura el mateix temps que la blanca, però sense so.

✗ Em fixe en les equivalències.

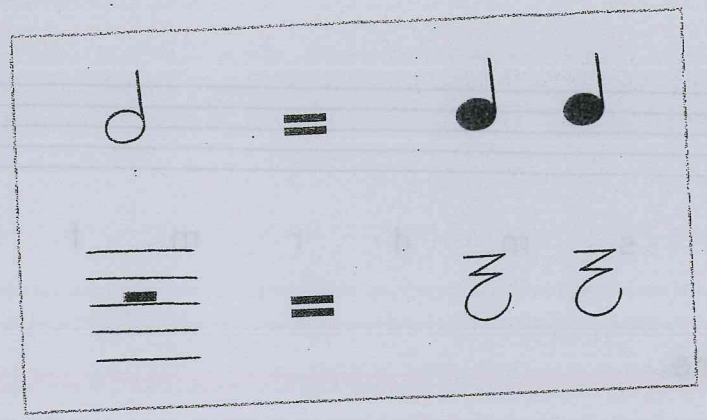

✗ Complete els silencis que falten.





3

1 Dibuixa blanques.

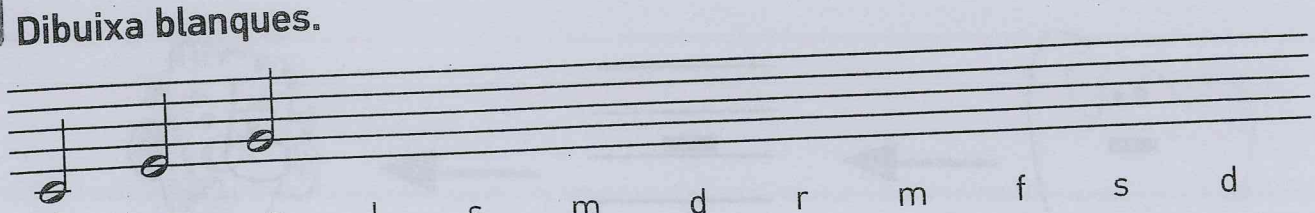

d m s l s m d r m f s d

2 Escriu els noms de les notes.

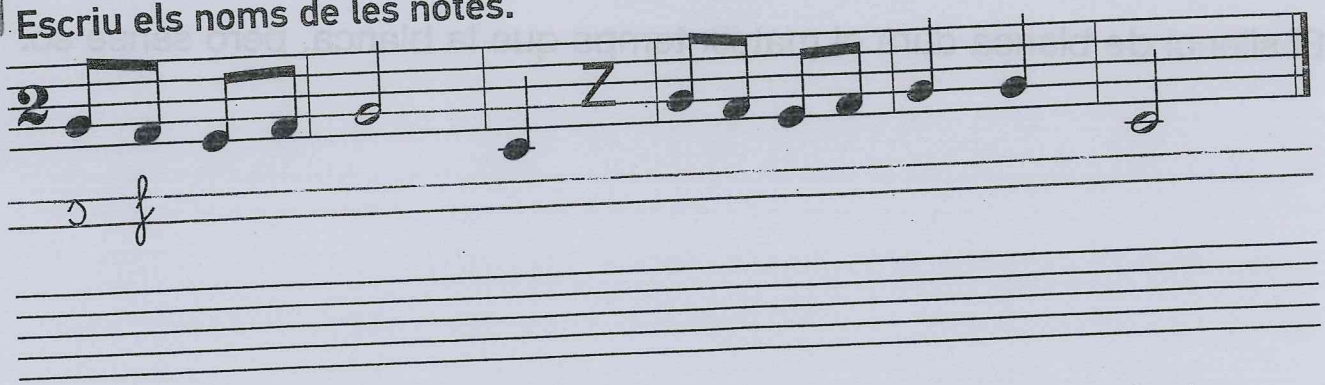

El a - fi - la - dor, plom! A - fi - la cu - chi - llos, plom!

3 Passa al pentagrama. Posa línies divisòries i barra final.

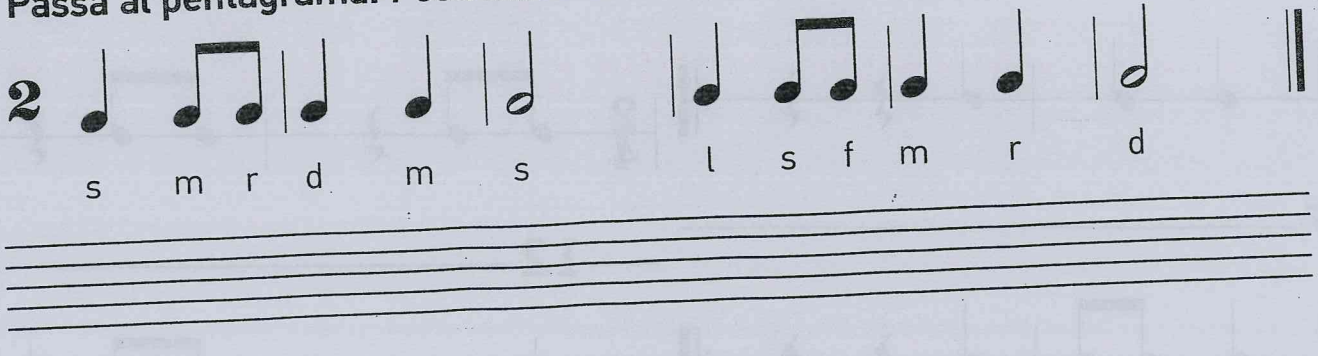

4

NIGA I AMIC (Jos Wuytack)

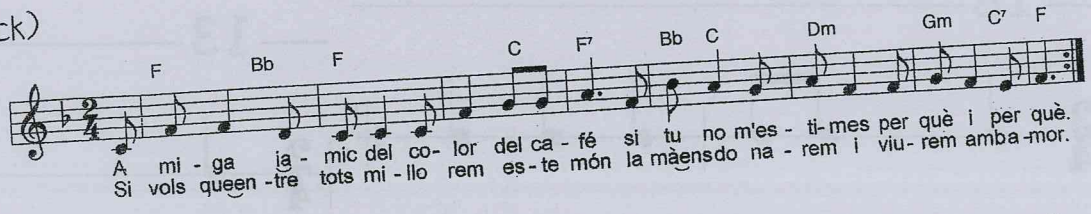

antem en 2 grups els següents ritmes.

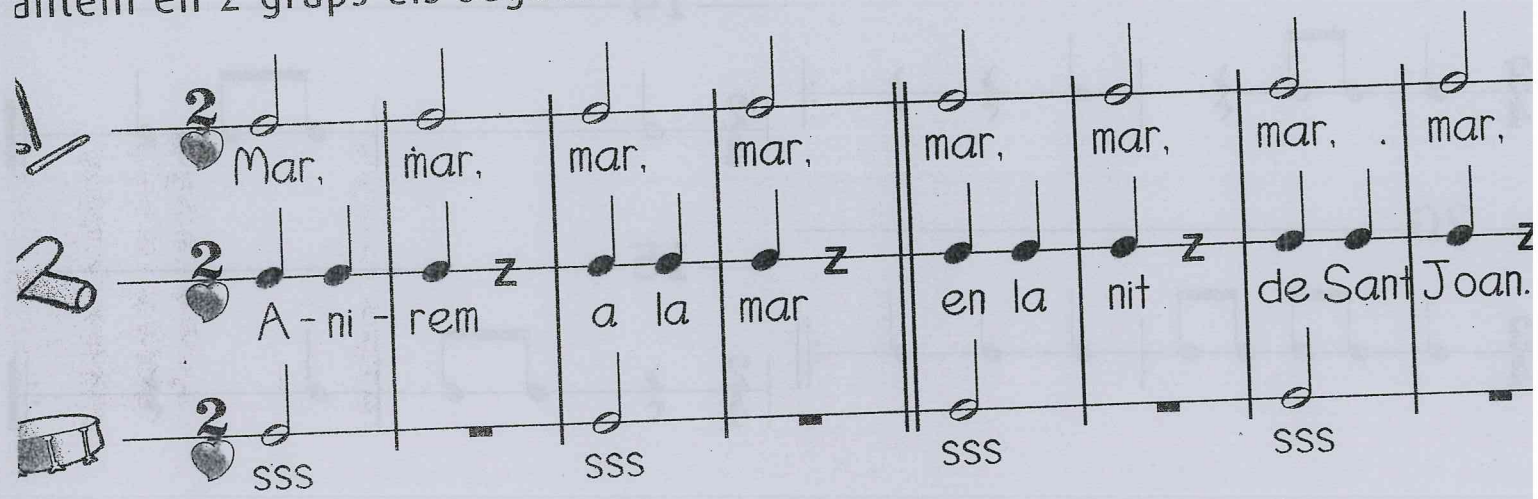

Quan sona a la vegada més d'un ritme, es diu POLIRÍTMIA.

Aprén a dibuixar la blanca i el silenci de blanca.

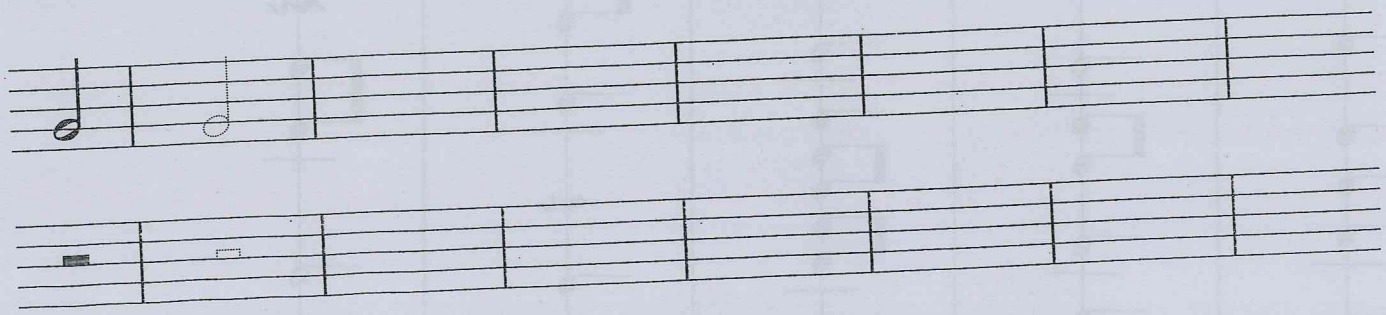


17
18
19
20
12
13
14
15
22
23
24
25

El trombó

El **trombó** es toca bufant.
És un instrument de vent-metall.

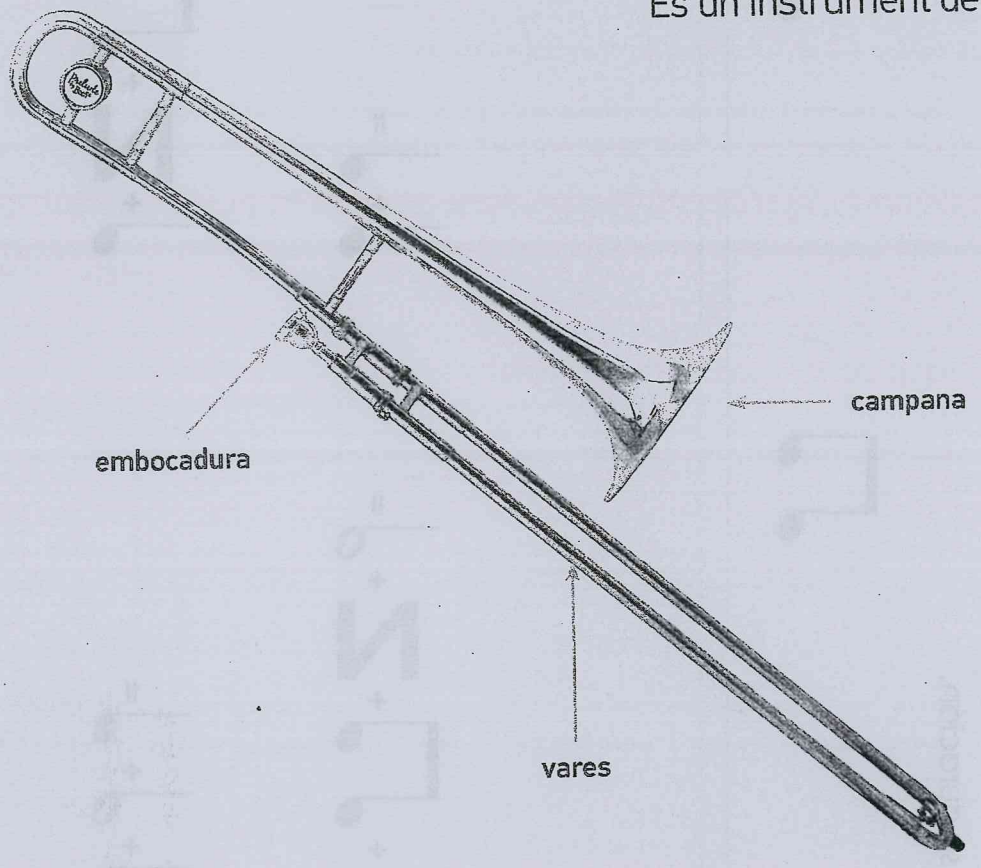

1 **Escolta «Concertino per a trombó» d'Ernst Sachse.**





3. Escribe el nombre de las siguientes figuras y su duración.



4. Suma los pulsos.



1

EL COMPÀS DE TRES (Jos Wuytack)



DITES DE CARNESTOLTES

Per Carnestoltes
no vages a voltes,
que al convent de Sant Agustí
hi ha un frare que pega patades
i a cuades
et farà fugir.

1 Relaciona amb el signe de compàs.



Batucada

Tots cantant

Grup 1

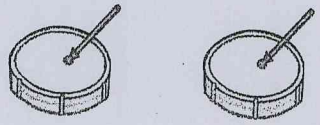

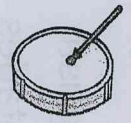

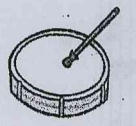

Grup 2

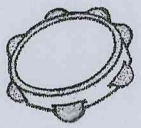

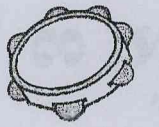

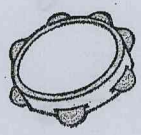

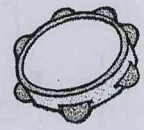

Grup 3

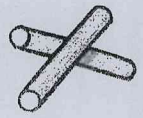

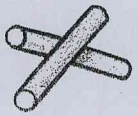



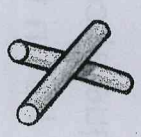

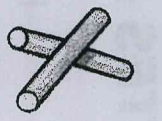

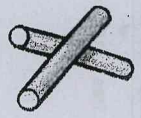

Grup 4

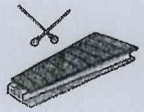



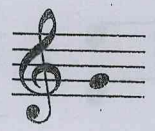

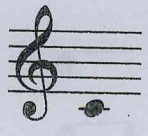







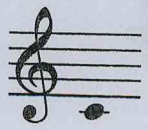

2. Passa al pentagrama i posa les línies divisòries i la barra final.



Cada vagón es un compás de dos o tres tiempos.
Complétalos con ♩, ♫ o 𝄾.



El Danubio azul



A ritmo de tres
yo muevo los pies.
Siguiendo el compás
yo bailo este vals.
La velocidad
empieza a cambiar.
Y el pulso sabré yo oír
y seguir con mis dos pies.

La **blanca amb punt** dura tres pulsacions.

Solfeja i canta «El cucut».

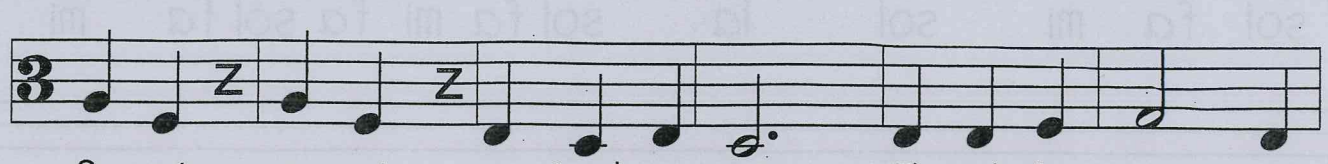

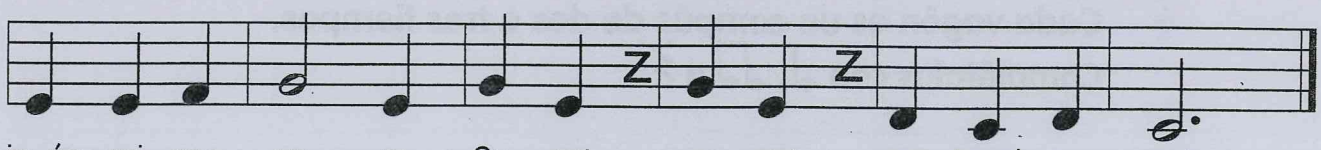

BLANCA AMB PUNTET (E. Moltó)

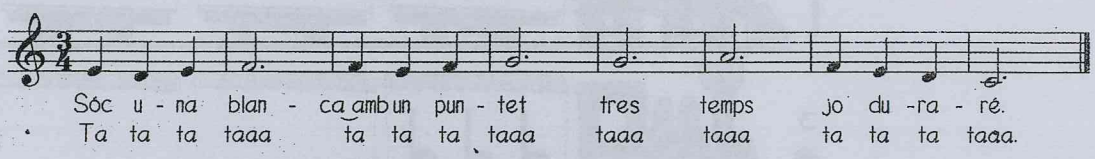

4

LA BELLA MIRALDA

- Cantar la cançó fent mímica.
- Acompanyar la cançó picant la pulsació. S'han de fer palmellades més fortes en el primer temps del compàs i més fluixes en el segon i tercer temps.
- Posar-se per parelles, encarats, i marcar les pulsacions fortes picant de mans i les dèbils, picant amb les mans de la parella.
- Tornar a cantar la cançó fent cada estrofa un poc més ràpida que l'anterior. L'acompanyament del piano enregistrat pot ajudar.

Tradicional valenciana



1. La bella Miralda
s'escalda, s'escalda.
La bella Miralda
s'escalda els **peus**.

Els peus i les vores,
les vores dels peus.



2. La bella Miralda
s'escalda, s'escalda.
La bella Miralda
s'escalda les **cames**.

Les cames i els peus,
els peus i les vores,
les vores dels peus.

3. La bella Miralda
s'escalda, s'escalda.
La bella Miralda
s'escalda els **genolls**.

Els genolls i les cames,
les cames i els peus,
els peus i les vores,
les vores dels peus.

4. La bella Miralda...
s'escalda el **cul**...

5. La bella Miralda...
s'escalda els **braços**...

6. La bella Miralda...
s'escalda el **cap**...

Escriu les pulsacions d'esta partitura. Posa-hi les barres de compàs que hi falten.





3 Escolta i numera en l'ordre en què sonen. Interpreta amb percussió.



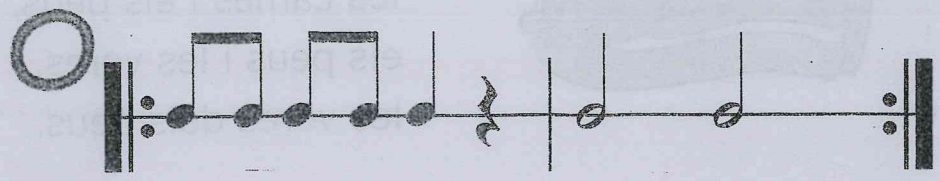





5

Compta les pulsacions que hi ha en cada ritme.



Quin ritme té més pulsacions? _____

Quin ritme té menys pulsacions? _____

1. Escriu el nom d´aquestes notes:



mi ___ ___ ___ ___ ___ ___ ___ ___ ___ ___

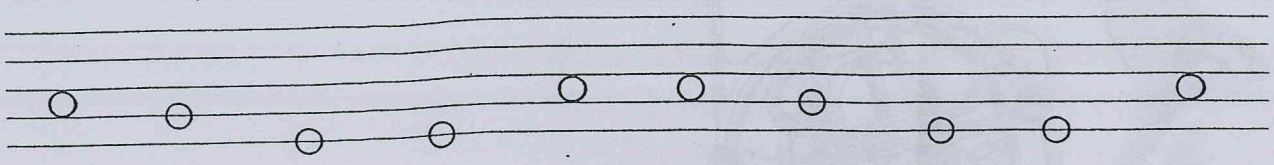

la ___ ___ ___ ___ ___ ___ ___ ___ ___ ___

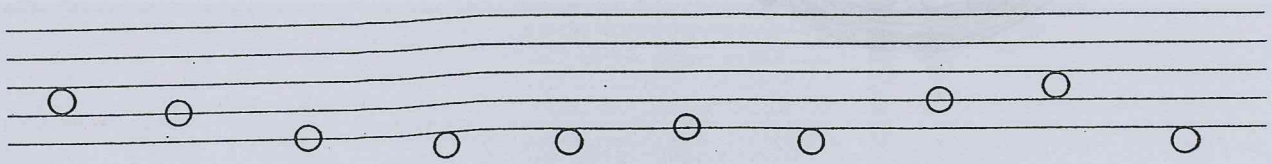

la ___ ___ ___ ___ ___ ___ ___ ___ ___ ___

2. Forma paraules omplint els espais amb el nom de les notes.

SI DO SOL MI

Sol dat ___ lent ___ mador

___ ligió ___ tolador RE ___ mília

sa ___ LA teu ___ da là ___ na

ca ___ sa ___ mino LA ___ lenci

___ cil ca ___ nar moca ___ r

RE FA DO MI

La trompa

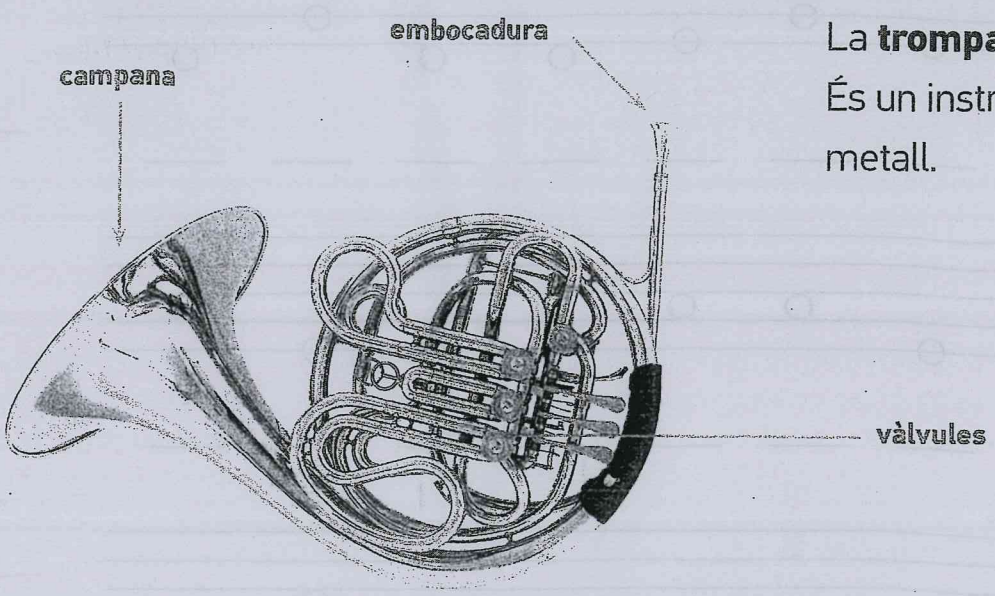

La **trompa** es toca bufant. És un instrument de vent-metall.

Escolta «Rondó» del «Concert per a trompa» de W. A. Mozart.



UNITAT 7

Ja arriben les Falles

INÉS LL



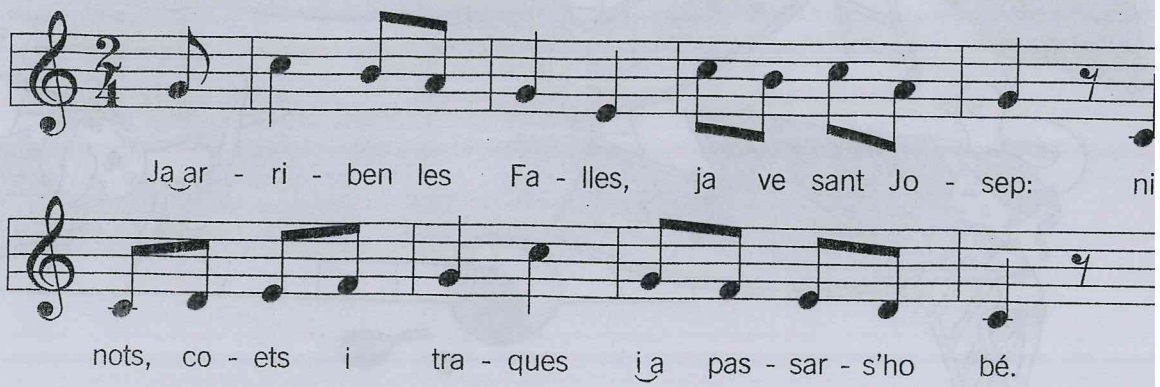

1 Solfegem i cantem «Porta oberta».

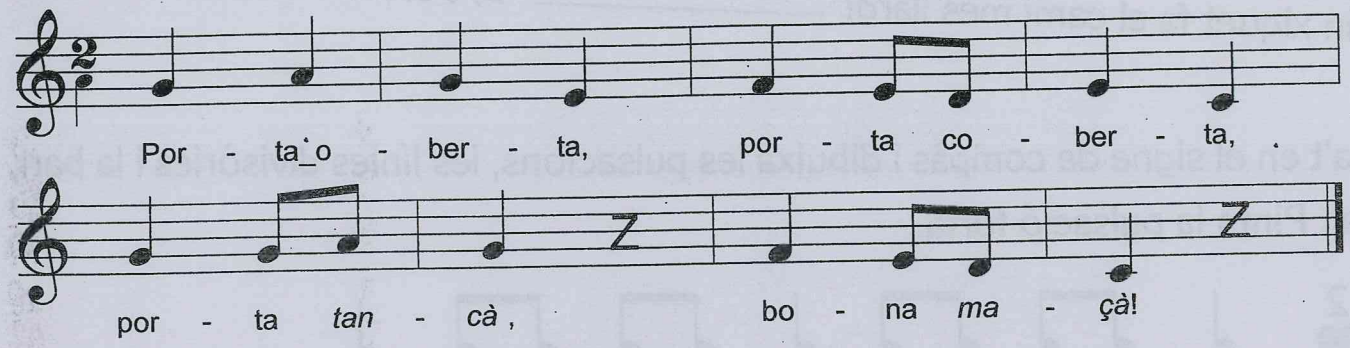

2 Respon les preguntes sobre la cançó.

- Quin és el compàs? .....
- Quants compassos té? .....
- Quina és la nota més greu? .....
- I la més aguda? .....



3 Repassem i dibuixem la clau de sol.



Pinta de roig els flotadors que tinguen dues pulsacions i de blau els que en tinguen tres. Escriu en cada flotador el compàs corresponent, 2 o 3.



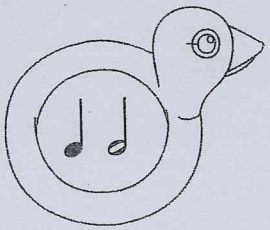

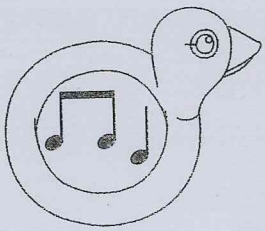

1 Fixa't en els tobogans pels quals els xiquets es tiren a la piscina.



a) Quin xiquet fa el camí més llarg? _____ b) I el més curt? _____

2 Fixa't en el signe de compàs i dibuixa les pulsacions, les línies divisòries i la barra final. Pinta la pulsació forta.



1 Escriu el nom de les notes i copia la música.

Arc de Sant Martí



2 Dibuixa les notes de la cançó «Anda morros».



Anda, morros de llanda,
que la bufanda no et para bé.

Anda, morros de goma,
la gorra en ploma no et para bé.

3 Dibuixa la clau de sol.



Pinta els vagons que tenen tres pulsacions.

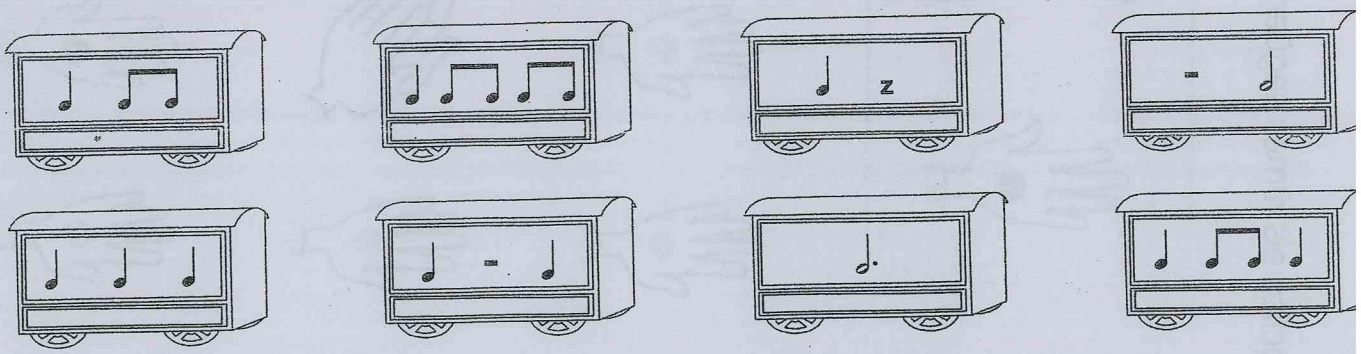

3 Passa al pentagrama «La llebreta».

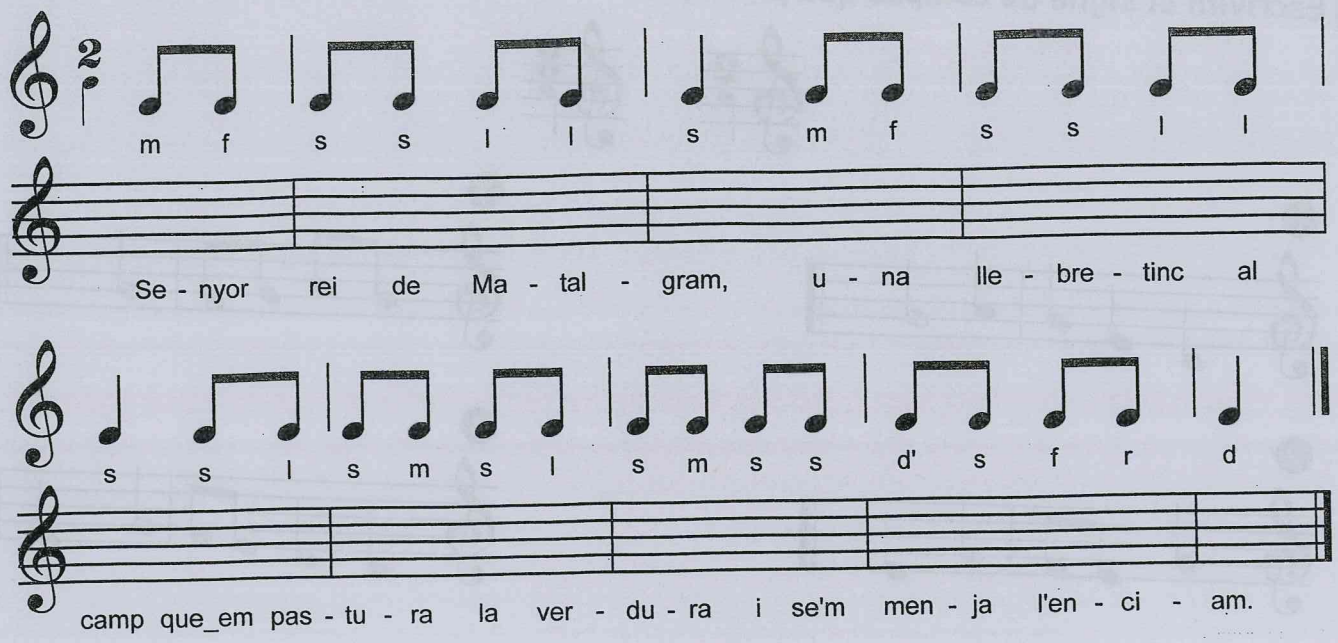

4 **Canta «Xumba, xumba».**

Xumba, xumba, xumba,
tira perineldo, tira perineldo.
Xumba, xumba, xumba,
tira perineldo, tira perinal

En València ja no volen
que ballem el caragol,
ballarem la xumba, xumba,
que el *policero* això vol.
Caragol, caragol,
trau la molla que ja plou
Xumba...

Acompanya amb



1 Escrivim el signe de compàs que pertoque.

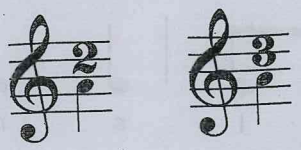

1



2



3



4



2 Reconeixem.

1

2

3



4

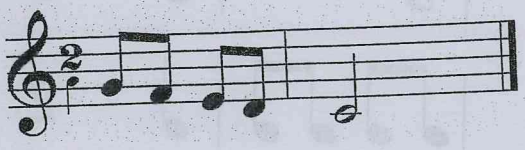



3 Escriu el nom de les notes sol - mi - la i fa i repassa la clau de sol.



_____ _____ _____ _____ _____ _____ _____ _____ _____ _____ _____ _____







Endevina quin ha sonat.

1 Fixa't en els camins que han seguit els muntanyers.

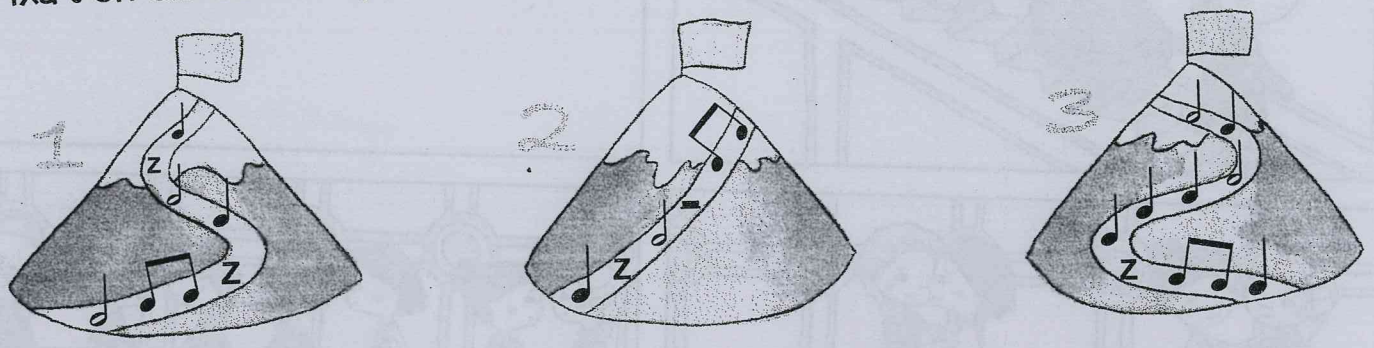

a) Escriu en el cim, el nombre de pulsacions que hi ha en cada camí.

b) Quin és el més llarg? _____ I el més curt? _____

2 Relaciona:

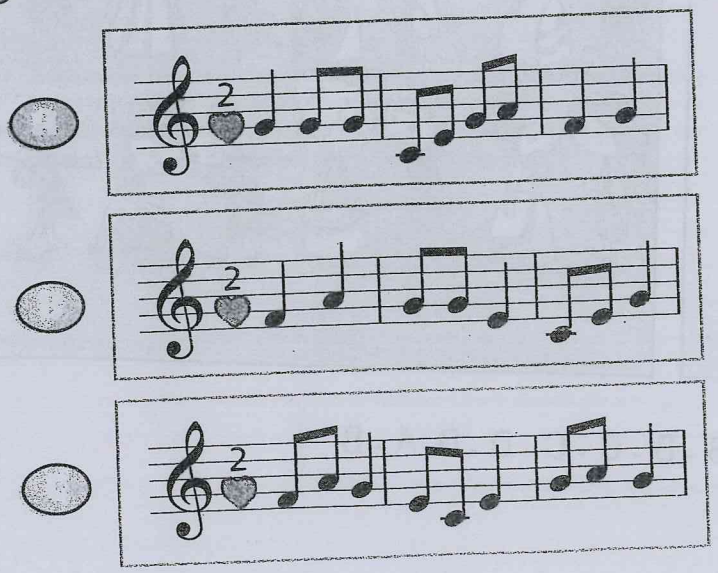

1 fa - la - sol - sol - mi - do - mi - sol

2 fa - la - sol - mi - do - mi - sol - la - sol

3 sol - sol - sol - do - mi - sol - la - fa - so

Repassa la clau de sol i dibuixa les notes en el pentagrama.



do mi sol la fa la sol mi do sol do

UNITAT 8

1

UN SENYORET DE VALÈNCIA

1. Un senyoret de València
que volia ser molt ric
sols tenia una criada
que no havia mai servit.

2. La criada era modista
i no havia mai cosit,
per a cosir una camisa
necessita any i mig.

3. La camisa és acabada
i ja no li falta res,
i li falten coll i punys
i tot estava al revés.



4. La senyora en adonar-se'n
i no paréixer-li bé
l'agafà del braç esquerre
fins que la tirà al carrer.



Un se - nyo - ret de Va - lèn - cia que vo - li - a ser molt ric sols te- ni - a_u - na cri- a - da que no_ha - vi - a mai ser - vit.

Escriu el signe de compàs que correspon a cada ritme (2 - 3).



Repassa la clau de sol i dibuixa les notes en el pentagrama.



Mots encreuats.



1. So suau.
2. So fort.
3. Moviment ràpid.
4. Nota del 1r espai.
5. Moviment lent.
6. Nota de la 2a línia.
7. Instrument de pell.
8. Nota amb una línia addicional.
9. Nota del 2n espai.
10. Qualitat del so per la qual dividim els sons en aguts i greus.

Busca en la sopa de lletres els instruments:



C	F	N	S	O	N	A	L	L	S	C
L	L	C	L	D	U	L	G	I	R	O
A	X	I	L	O	F	O	N	O	M	E
U	M	J	E	A	E	B	T	O	E	L
S	P	G	V	X	V	A	R	P	F	G
R	R	C	A	N	L	E	M	A	I	N
O	A	E	C	O	D	I	S	Q	D	A
Z	F	I	S	N	S	R	X	J	P	I
M	E	T	A	L	L	O	F	O	N	R
A	D	P	C	R	O	T	A	L	S	T

17 Interpreta con los instrumentos que se indican.



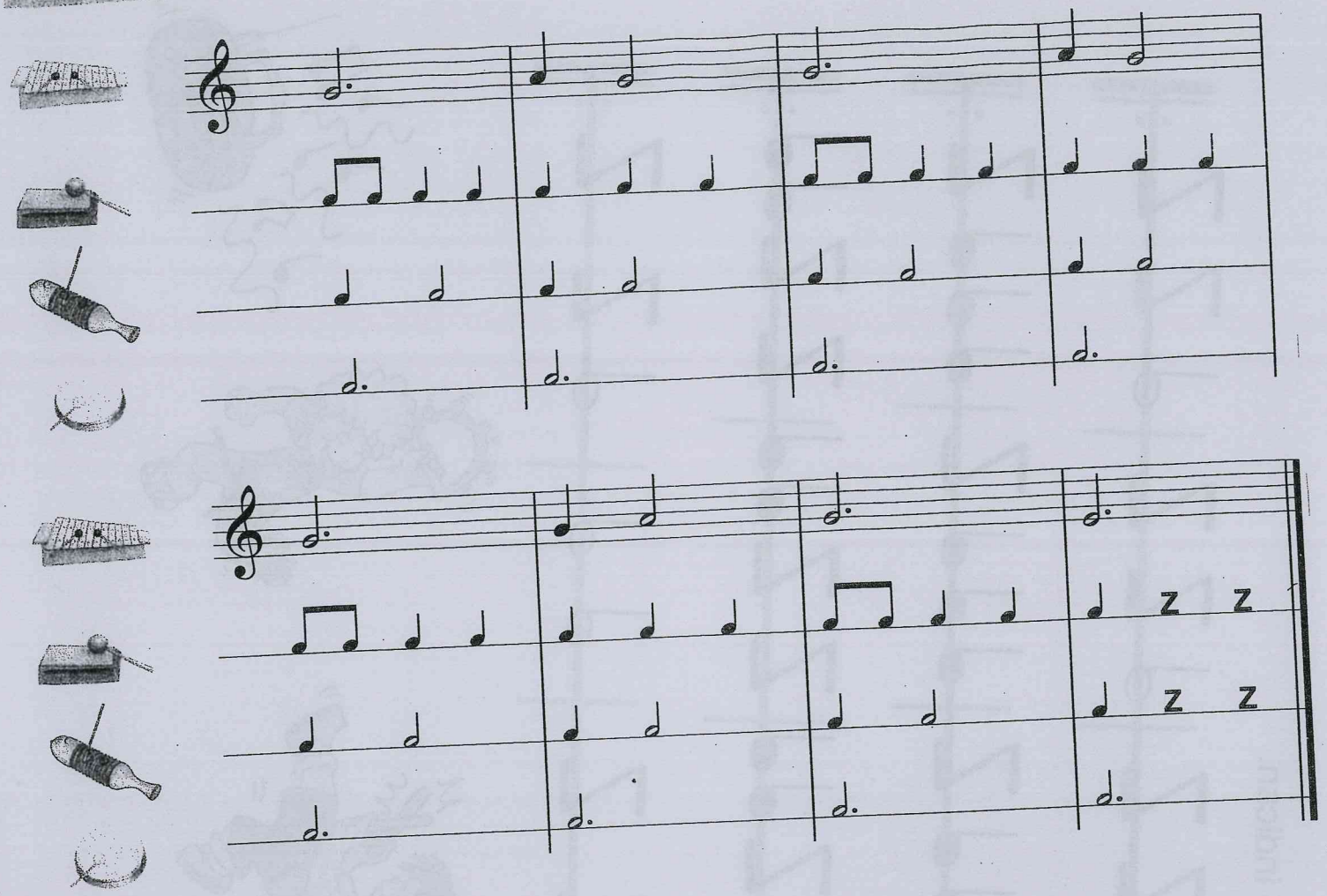

2

Completa els compassos que estiguen incomplets amb les figures que cone
(♩ ♫ ♩ z ▬).



Dibuixa les pulsacions de la melodia següent i posa-hi les línies divisòries
barra final. Pinta la pulsació forta de cada compàs.



1 Pinta els rellotges que tenen dues pulsacions.



2 Aprén a dibuixar la nota do.



4 Escolta els fragments melòdics següents.

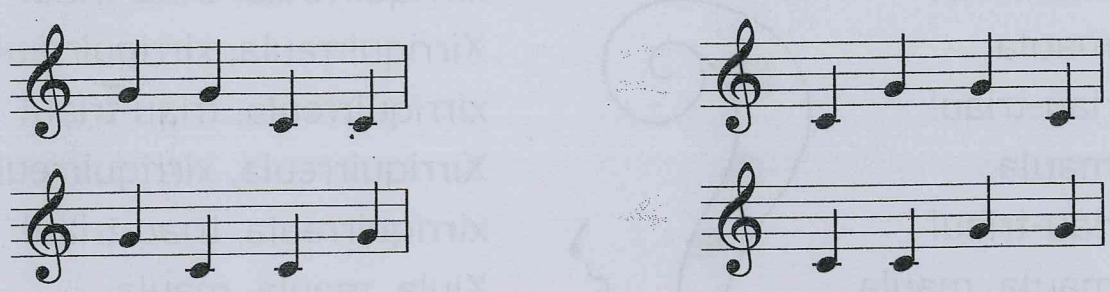

Endevina quin ha sonat.

3

1 Escriu les síl·labes rítmiques ta, titi, s i dibuixa'n les pulsacions.

2 Escolta els ritmes següents.

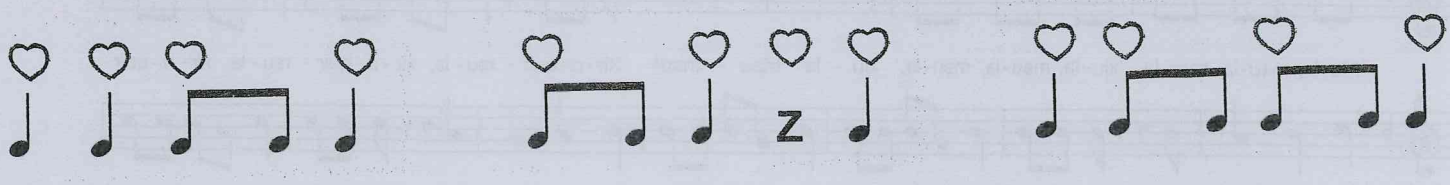

Endevina quin ha sonat.

3 Compta les pulsacions que hi ha en cada somriure.

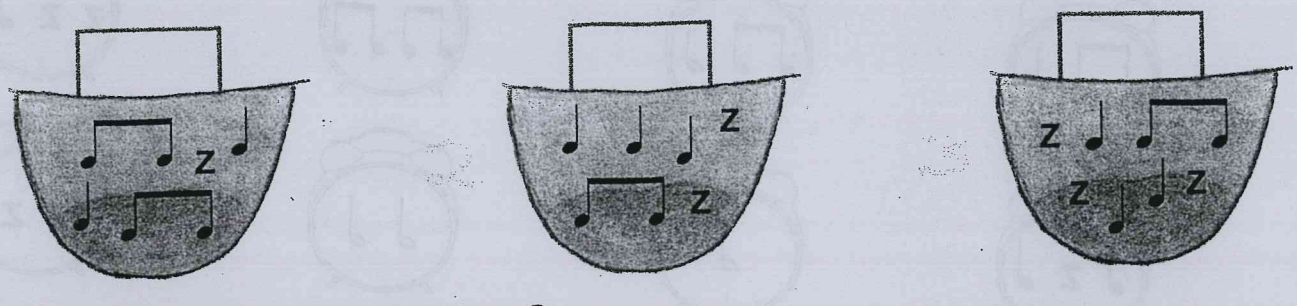

Quin somriure té més pulsacions? _____

4 XIULA, MAULA

Xiula, maula,
xiula triau-triau!
Xiula, maula,
xiula triau-triau!
Xiula, maula,
xiula triau-triau!
Xiula, maula, maula,
xiula, maula, maula,
xiula triau-triau!

Xirriquirreula, xirriquirreula,
xirriquirreula, triau-triau!
Xirriquirreula, xirriquirreula,
xirriquirreula, triau-triau!
Xirriquirreula, xirriquirreula,
xirriquirreula, triau-triau!
Xiula, maula, maula,
xiula, maula, maula,
xiula, triau-triau!



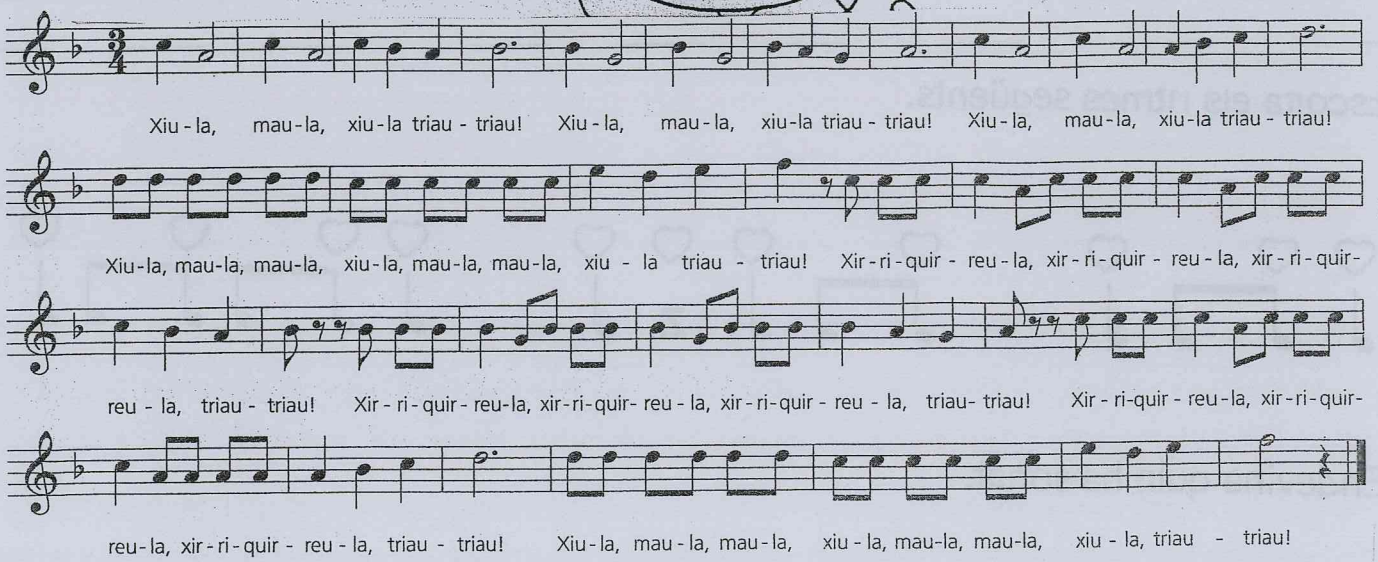

3 Completa:

Figura	Nom	Síl·laba rítmica	Pulsacions
♩			
	Silenci de negra		
		Titi	
	Blanca		

4 Compta les pulsacions que hi ha en cada barret.

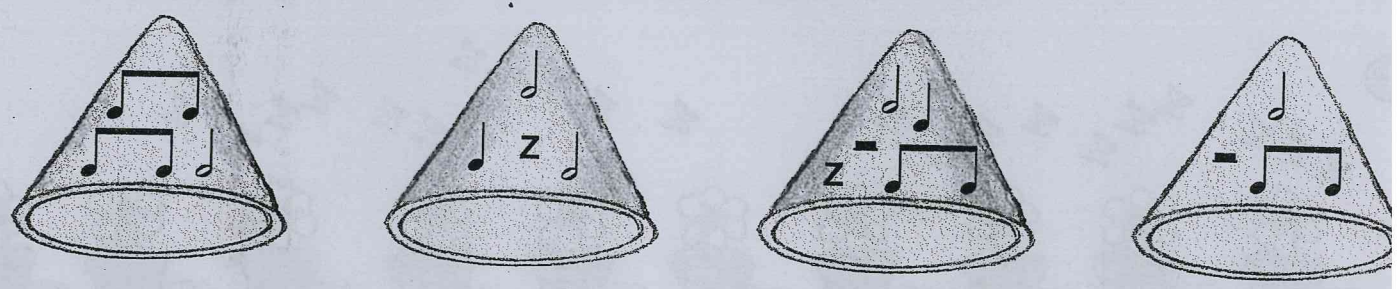

a) Quin barret té més pulsacions? _____

b) Quin barret té menys pulsacions? _____

5 Dibuixa en el pentagrama les notes següents amb blanques.



sol la sol mi sol mi la mi mi sol

1 Repassa la clau de sol i dibuixa les notes en el pentagrama amb blanques.

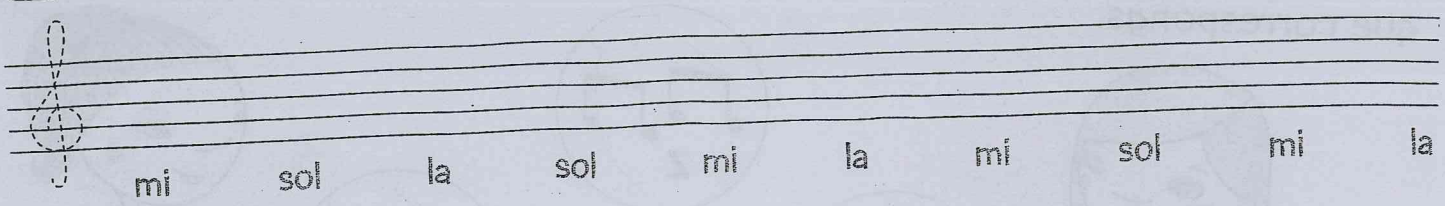

2 Relaciona:









Dóna nom a les notes.

Indica que s'ha de repetir la cançó.

Lloc on escrivim la música.

Indica el final d'una cançó.

3 Escolta els fragments melòdics següents de la cançó Passa, passerella.



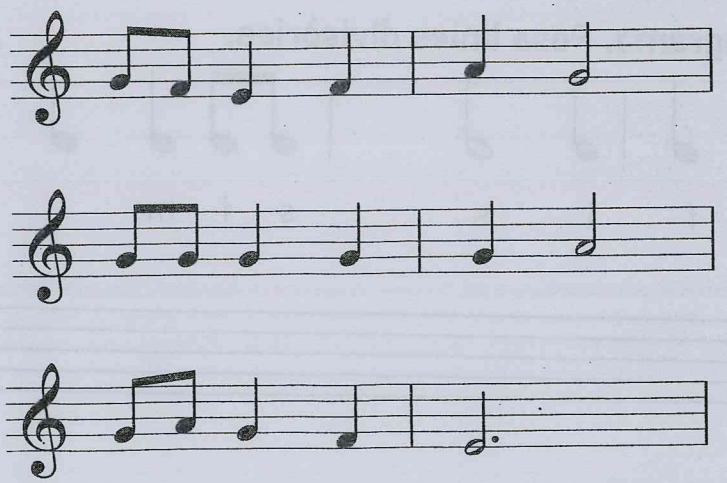

Endevina quin ha sonat.

1 Compta les pulsacions que hi ha en cada pilota i relaciona-la amb la xiquet que corresponga.

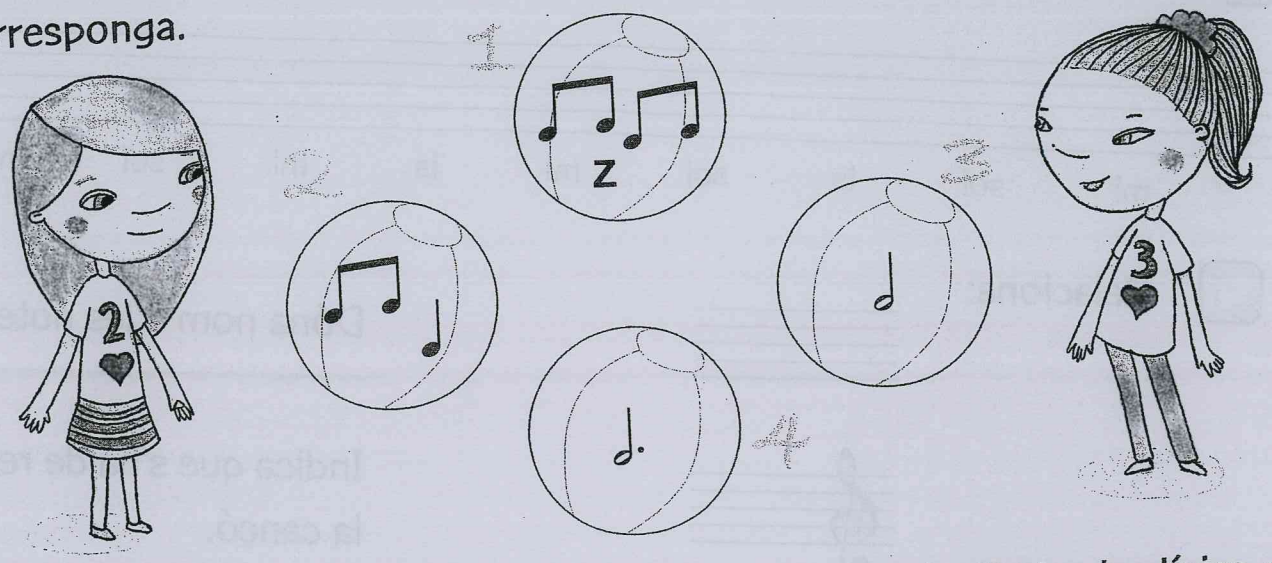

2 Dibuixa les pulsacions i pinta la que és forta. A continuació, dibuixa les línies d visòries i la barra final. Fixa't en el signe de compàs.

a) 2 ♥ ♩ ♫ ♫ ♩ ♩. z ♫ ♫ 𝅗𝅥

b) 3 ♥ ♩ ♩ z ♩ z ♩ 𝅗𝅥 ♩ ♫ ♫ ♩

3 **Passa al pentagrama. Posa línies divisòries.**

3 ♫ ♩ ♩ | ♩ 𝅗𝅥 | ♫ ♩ ♩ | ♩ 𝅗𝅥 |

s f m f l s s f m f l s