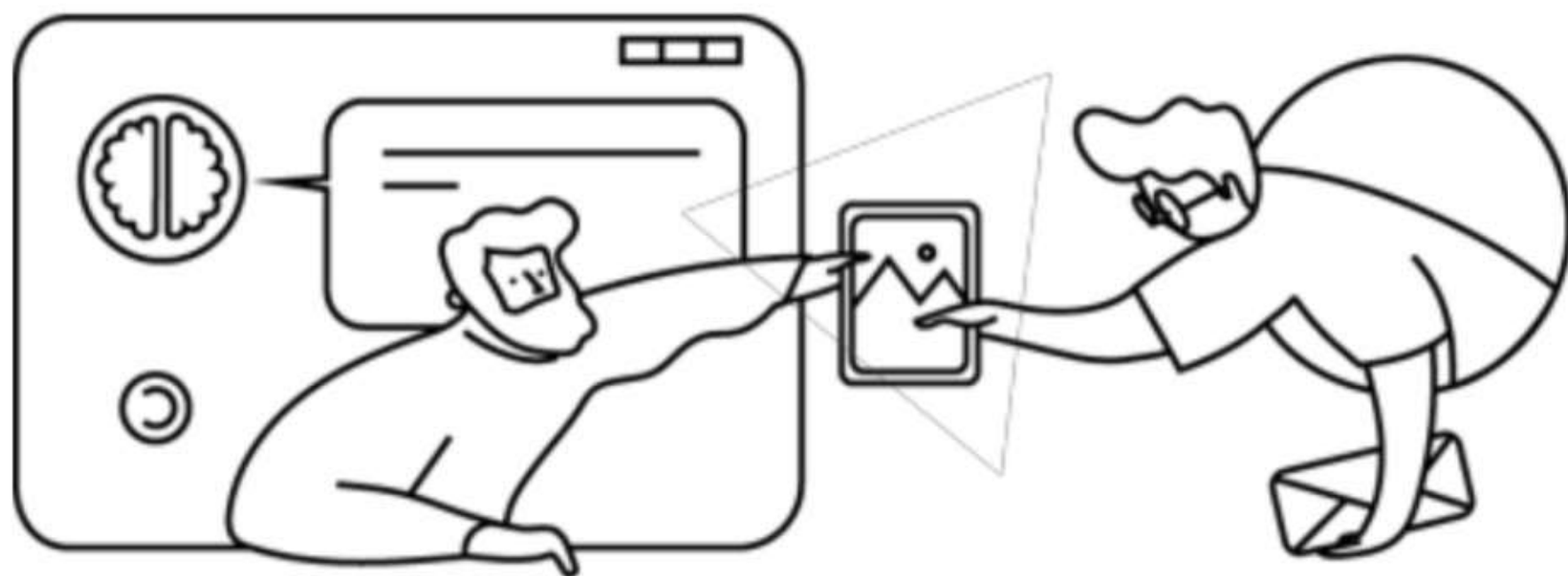


# III JORNADAS APROPA'T A LES TIC



---

*El alumnado en el centro de la  
lectura a través de las TIC*


Javier Gascueña  
*Profesor de inglés en secundaria*

---

# CONTENIDOS

**PROYECTOS eTWINNING**

**IDEAS PARA INTRODUCIR LAS TICS**



# ¿Qué es eTwinning?

- Parte de Erasmus+
- Comunidad virtual para docentes y alumnado
- Acción educativa para la colaboración escolar virtual




# ¿Qué hacemos?

Proyectos interdisciplinarios online  
y de colaboración

METODOLOGÍAS ACTIVAS  
PRODUCTOS COLABORATIVOS  
TIC

# ¿Con quién?

2 o más centros escolares



# ¿QUIÉN PUEDE PARTICIPAR?




## ALGUNAS VENTAJAS...

PERMEABILIDAD CON  
OTROS PLANES  
PROYECTOS Y DE  
CENTRO

IMPACTO EN GRUPOS  
COMPLETOS

FLEXIBILIDAD TOTAL:  
IMPLICACIÓN Y DURACIÓN

# SIN BUROCRACIA



# Bibliotecas conectadas- connected libraries

## Países participantes

- Francia
- Portugal
- España

## Idioma:

Castellano e Inglés

## Asignatura:

RMT  
EVPA

## Producto final

Programa TV

### Nivel:

- 4º ESO
- (compensatoria)



## Objetivos

- Motivar al alumnado a permanecer en el centro
- Desarrollar contenidos mínimos y competencias clave
- Formar el gusto por la lectura y transformar su percepción sobre ella
- Crear un espacio de socialización en torno a la biblioteca

## Actividades

- Vídeos colaborativos sobre las bibliotecas
- Lectura internacional de poemas de Pessoa
- Murales personajes literarios europeos
- Juego "la escritora misteriosa"
- videoconferencia juego netiqueta

# You've got mail

## Países participantes

- Noruega
- Francia
- Grecia
- España

## Idioma:

Inglés

## Asignatura:

Inglés (1 hora/ 15 días)

## Producto final

Podcast sobre lectura

### Nivel:

- 1º ESO
- 2º ESO



## Objetivos

- Desarrollar las competencias clave (CCL en L2 TIC y CEC)
- Desarrollar una buena actitud hacia la lectura
- Enriquecer la actividad de la Biblioteca Escolar
- Enriquecer el proyecto bilingüe y "Vivir Sentir el Patrimonio" y biblioteca escolar

## Actividades

- Calendario de adviento con tradiciones de Navidad
- Presentaciones a través de cartas
- Caligramas colaborativos Día Paz
- videoconferencia sobre nuestro entorno

# On the spot

## Países participantes

- Italia
- Bulgaria
- España

### Nivel:

- 4º ESO



## Idioma:

Inglés

## Asignaturas:

Lengua e inglés

## Producto final

Publicación digital  
de noticias falsas



## Objetivos

- Desarrollar las competencias clave (CCL en L2 TIC y CEC)
- Desarrollar la alfabetización mediática y convertirnos en buenos consumidores de información
- Desarrollar el pensamiento crítico

## Actividades

- Creación encuesta colaborativa sobre el consumo de medios de comunicación y análisis de resultados
- Juego- guía multilingüe para detectar "fake news"
- Publicación digital colaborativa con noticias falsas

# eTwinlibraries

## PARTNERS

- IES Jardín de Málaga (Spain)
- 2nd Gymnasio Ioannina (Greece)
- Collège La Canopée (Matoury, French Guiana, France)

## Language:

English

## Subjects:

English

Arts and Crafts

Spanish (in Málaga)

## Students' ages:

- 12-13
- 13-14

## Collaborative products:

- Mystery cities Jamboard game
- Illustrated storybook
- Book recommendations site
- Games about the project readings
- Kavafis' "Ithaca" video



## aims

- Foster students' linguistic skills in English
- Develop a positive attitude towards reading and writing.
- Embrace the school library as a place of safety and personal growth
- Intertwine reading with creativity, socialization and orality.

## highlights

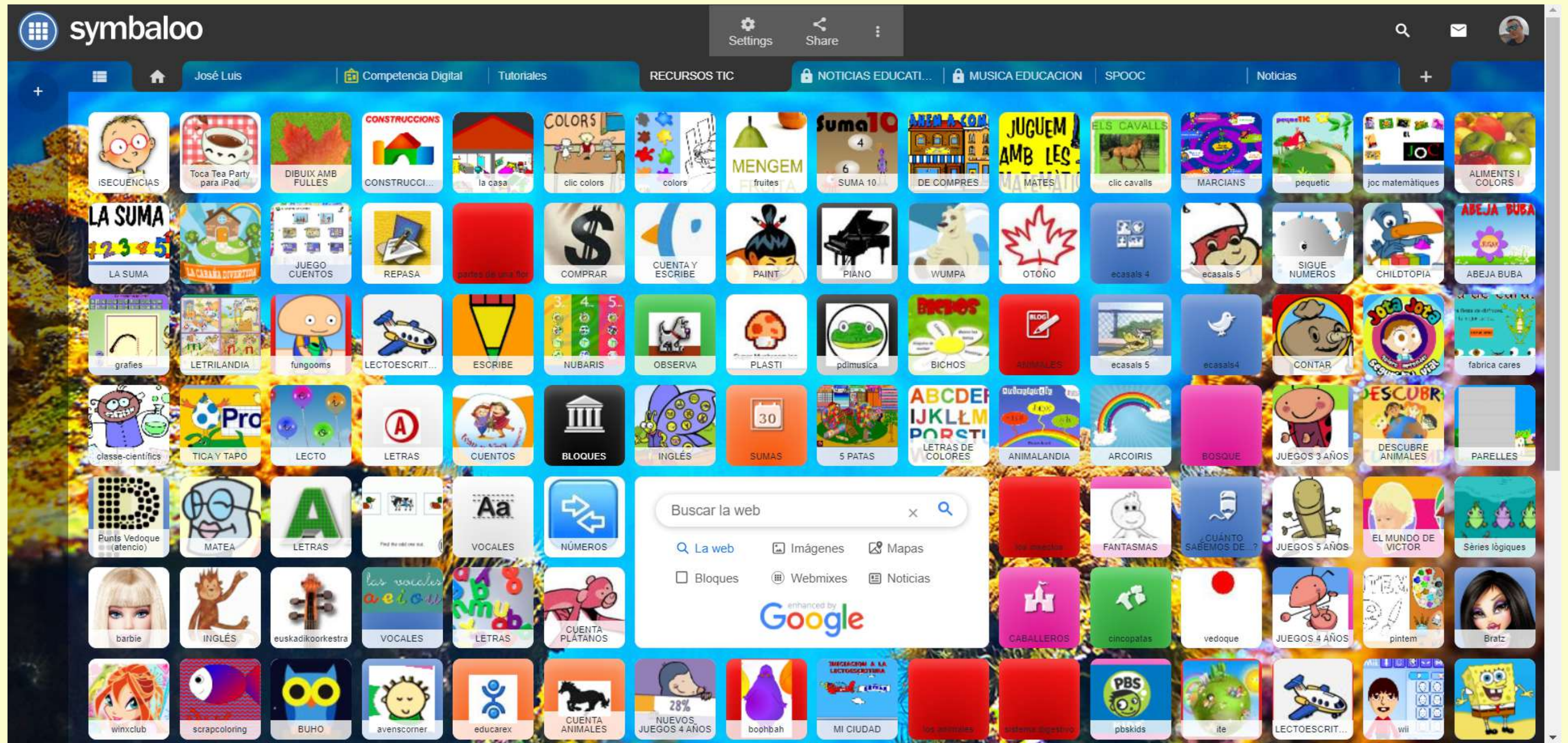
- Great level of interaction on forums and shared products, videos and videoconference.
- High level of achievement of goals: the school library has become European.
- Student administrators have documented the work on the Twinspace and blog.

# TECNOLOGÍA EN EDUCACIÓN: ALGUNAS IDEAS

1. Seleccionar herramientas
2. Añadir TIC a actividades que ya hacemos
3. Diseñar a partir de la tecnología
4. Creatividad, diversión y emoción




# 1. Seleccionar herramientas



“Symboloo for education” por José Luis Huerta Sánchez para INTEF

# 1. Seleccionar herramientas



# 2. Añadir tecnología a actividades que ya hacemos: LINO.IT

## -Intercambio de cartas



# Exposición digital de caligramas: genially



## PEACE CALLIGRAMS



*1- DO SOME RESEARCH ABOUT  
"CALLIGRAMS"*

*2-FIND POEMS AND SONGS RELATED  
TO PEACE*

*3-MAKE HALF A CALLIGRAM AND  
SHARE SHARE IT WITH YOUR  
PARTNERS*

*4-FINISH THE SECOND HALF OF THE  
CALLIGRAMS SHARED WITH YOU*

*5-PRINT THE RESULTS AND HANG  
THEM IN YOUR CLASS*



eTWINNING PROJECT  
"YOU'VE GOT MAIL"



# CALLIGRAMS FOR PEACE




*Collaborative graphic art  
created by Greek, French,  
Spanish and Norwegian  
students*



# Productos finales de proyectos multidisciplinarios: genially



### 3. Diseñar actividades a partir de la tecnología



# Libro de cuentos colaborativo

**Nº DE ALUMNOS/AS:** Sobre 18

**Nº DE SESIONES:** 5

**Nº DE CENTROS PARTICIPANTES:** 3

**Nivel:**

- 1º / 2º ESO

## DESCRIPCIÓN DE LA ACTIVIDAD:

Se crean seis equipos internacionales; cuatro para redacción, uno para las ilustraciones y otro para la edición y selección de los títulos. En cada equipo hay miembros de los tres países, que escriben en inglés en documentos colaborativos de Google docs en diferentes colores. En cada equipo, los miembros de cada centro deben escribir en el color asignado, basándose en lo redactado por el resto de miembros para continuar la historia.

## Herramientas



GOOGLE DOCS COLABORATIVO



STORYJUMPER

# Rúbrica de evaluación



## ASSESSMENT RUBRIC: eTwinning Project: eTwinlibraries.

Task: Christmas stories (December)

MEMBERS:			MEMBERS:		
	EXCELLENT: 4	GOOD: 3	OK: 2	NEEDS IMPROVING: 1	POINTS
CONTENT, CREATIVITY AND ORIGINALITY	The story is highly original, very creative and connected to the topic of Christmas. The vocabulary is specific and rich.	The story is original, creative and connected to the topic of Christmas and the vocabulary is adequate.	The story is not original and creative OR the vocabulary is plain.	The content is faulty or not easy to understand, a lot of information is missing and it is not original / creative and the vocabulary is plain.	
COHERENCE AND ORGANIZATION	The text is organized in a coherent way, using linkers and paragraphs. You cannot tell the difference between each participant's contribution.	The text is organized in a coherent way, but there are no linkers or paragraphs. There are slight differences between each participant's contribution.	The information is not adequately organized. There are some differences between each participant's contribution .	The information is not adequately organized and each participant's contribution is very different.	
ILLUSTRATION	The illustration is connected to the story, representing a part or the whole. The quality is very good.	It is not easy to see the connection between the illustration and the story OR the quality is medium.	It is not easy to see the connection between the illustration and the story AND the quality is medium	There is no connection between the illustration and the story AND the quality is medium	
TEAM WORK	The different tasks have been organized equally and decisions have been made on group level. Every member of the team participates.	Some team members have contributed more than others to the tasks. Not everybody participates in the experience.	Some members do all of the tasks.	One member is in charge of all the tasks.	

# Ejemplo de proceso de trabajo:

## TEAM 1

SPAIN -Carla -Lucía -Alba	GREECE: Dionysis Marti Thodoris	FRENCH GUIANA Toshawn Aurély Evan
------------------------------------	--	--

One day of Christmas, one family decided that they're going to spend the holidays in their grandparents house. The mum Mary, tells her childrens, Susan and Noah:

-Go to take your things out of the suitcase, we're going to have dinner with your grandparents, (Peter and Carol).

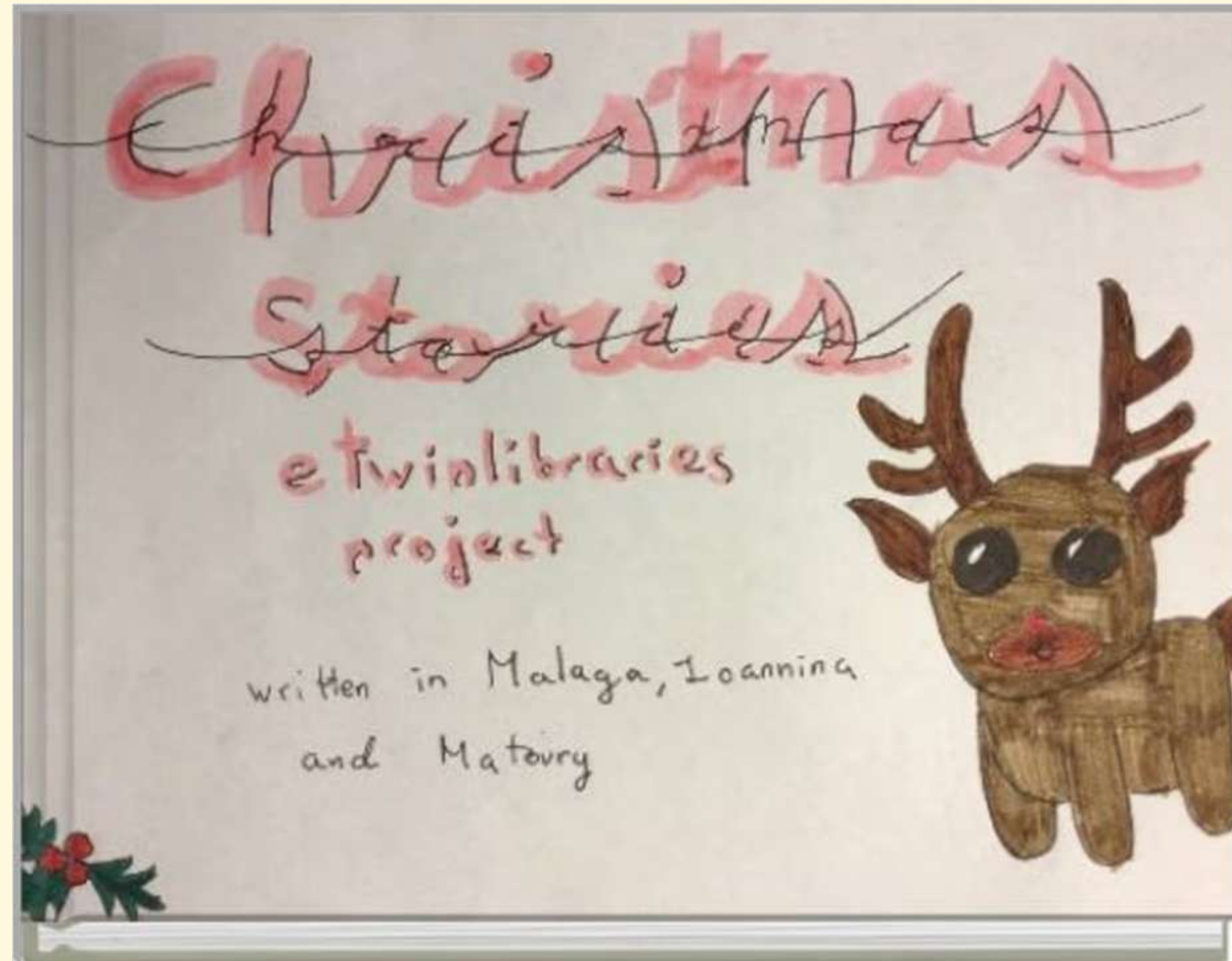
The children were playing with a candle but they accidentally burned the Christmas tree...

Mum wasn't angry. After that she went to a shop and she bought another one tree. Suddenly, mum came home and the children saw her...

accompanied by a big christmas tree with beautiful spikes. Susan and Noah were so amazed to see their mum arrive with a new tree. Once at home Noah, the elder, helped his mum to install the tree at the mid of the living room. Suddenly, people knocked at the door, They opened to them, it was their family. They decorated the tree with them drinking a hot Creole chocolate and "pain natté" (a Creole bread). Later, they all had a good christmas dinner with a Christmas ham, red beans and rice, soup and for dessert a log. They had an extraordinary Christmas.

# Enlace a resultados:

<https://www.storyjumper.com/book/read/121389522/61c0c93a345eb#>



"untitled" - Free stories online. Create books for kids

 storyjumper.com

You've got mail

# PODCAST "OUR FAVOURITE READINGS"

1- **GUIÓN COLABORATIVO** Y REPARTO DEL TRABAJO EN EQUIPOS INTERNACIONALES (GOOGLE DOCS Y FOROS DE TWinspace)

## BOOKS PODCAST SCRIPT #1

**Music:** Spanish students choose it from a free website



**Introduction to the podcast:** Spanish students

**Manga books:** Intro by spanish students + reviews by Uli and Samuel, Guillermo

Greek students(so far): Apostolos+Nikos Demon slayer, Alexandros+ Nikos (Steel Ball run)

**Adventure books:** Intro by spanish students + reviews by any Africa, Daniela,

Greek students: Kostas+Spiros+Dimos+Kirikos (Captain underpants), Michalis (around the moon), Timos (the child with the two faces) Sotiris+Vaggelis

**Sagas books:** Intro by spanish students + reviews by any

Greek students: Thanasis(Lord of the rings trilogy)

**Classical books:** Intro by spanish students + reviews by any

Greek students: Chara (Where eagles dare), Nikolas (Animal farm), Alexandros+Chara+Aggelos: "The High Mountains", Nefeli+Rania+Vasiliki+ Olia: Vanka

**Other books:** Carlos, Fantastic Mr. Fox, Mariza (The purple umbrella), Iliana+Christina: The five secrets you must discover before you die

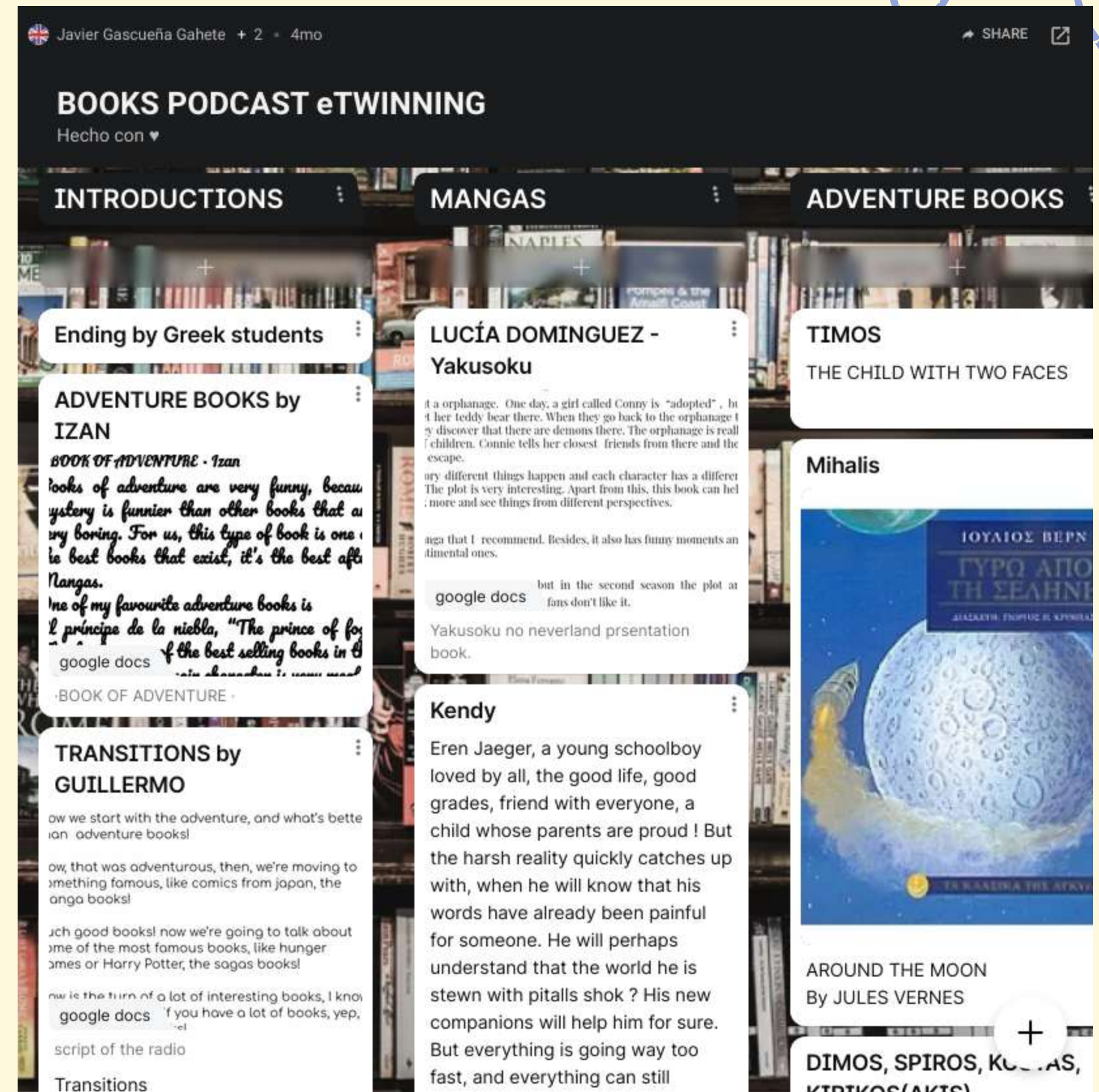
**Saying goodbye:** Greek students

**Music:** Greek students choose it from a free website

You've got mail

# PODCAST "OUR FAVOURITE READINGS"

2- CREACIÓN DE **PADLET** CON GUIONES DE CADA CAPÍTULO



*You've got mail*


# PODCAST "OUR FAVOURITE READINGS"

3.- GRABACIÓN Y MONTAJE DEL PODCAST



# eSafety, Netiquette & Copyright PODCASTS

## TEENS, HEALTH AND TECH project



# On the spot - fake news magazine

## ON THE SPOT

### SPOTTING DISINFORMATION LESSON PLAN

#### LEARN FROM THE PROS

FROM JESTIN COLER (CALLED THE "FAKE NEWS KING" BY THE NATIONAL PUBLIC RADIO)

- ☐ Getting responses from the readers. We want them to hit the button and share the news.
- ☐ You need fictional stories that people want to be true.
- ☐ Will your story surprise or shock the reader?
- ☐ Use the 5 Ws: Who is involved? Where and when does the action take place? What is happening and why?

Check this collection to find free photos without copyright



A collection of open sources for school projects

**FAKE NEWS**



#### TASK 0

Write the beginning of a story

#### TASK 1

- Read your partners' story and complete it.
- Add a **HEADING** and a free **PICTURE** that will complement the story. Mention the source.

#### TASK 2

- Share the structure of a good, fake piece of news. Your partners will write the story:
- **HEADING**
  - **WHO**
  - **WHEN**
  - **WHERE**
  - **WHAT**
  - **WHY**
  - **A PICTURE TO INSPIRE YOUR PARTNERS AND A CAPTION. Mention the source.**

PIECE OF NEWS	STARTING PARTNER	FINISHING PARTNER	LINK TO DOCUMENT
1	Jardín	Bulgaria <u>NEWS1,2,3</u> Koldo News 4 Koldo News 5	<u>NEWS1</u> ready BK <u>NEWS2</u> ready plastic <u>NEWS3</u> ready UEFA <u>NEWS4</u> done Palestine <u>NEWS5</u> done Trans
2	Jardín	Bulgaria 5Ws Koldo <u>5Ws 2</u>	<u>5W Malaga 1</u> =NEWS 1 <u>5W Malaga2</u> done Disney <u>5W Malaga 3</u>
3	Koldo	Bulgaria 5 ws 1,2,3  Don Milani 5 Ws 5,6	<u>5 Ws Structure-2</u> <u>5 Ws Structure-3</u> Dogs <u>5 Ws Structure-4</u>  <u>5 Ws Structure-1</u> <u>5 Ws Structure-1</u>

#### INTERNATIONAL TEAM:

- Jesús, Germán (IES Jardín de Málaga)
- (Branko and Gabriela Tsv., Bulgaria)

The CEO of Burger King declares Sunday mornings as the international day of free burgers for people in need. This is a revolution in the burger industry because it's the first business to take on this movement on such a large scale. In Europe 30% of the people are poor and they love this movement because they now have the chance to eat a decent meal. Unfortunately, this might imply certain people to pretend to be poor in order to be entitled to free food.

The CEO lowered the wages of the BurgerKing employees by 10% so the company would be able to give away free food to people in need without going bankrupt. The project is scheduled to begin in late 2021, until then more details about the movement will be clarified. Some of the employees are against this charity program, because they think that they shouldn't get paid less just to be able to feed people who refuse to work and depend on people's kindness.

International Team:  
Magdalena and Maria (SSEL, Bulgaria)  
Juliana and Raúl (Koldo Mitxelena)

**Who:** the president of France  
**Where:** In Brazil in Rio de Janeiro  
**When:** in the spring of 2030  
**Why:** to make an agreement related to tourism  
**What:** The president is in debt to Brazil and decides to make a plan to go to Brazil to help them and agree with the Brazilian authorities on the development of slums and to organize free flights once a month France-Rio de Janeiro and back

Emmanuel Macron has decided to make a plan to go to Rio de Janeiro because France is in debt with Brazil. France has agreed with the Brazilian authorities that they will invest in the development of slums by 2030. There will be free flights once a month to France-Rio de Janeiro and back to boost tourism. However, if they see that the minimum conditions are not fulfilled, they will change the decision and the agreement will end. They will charge prices and interests will be included. Five years after the adoption of the 2030 Agenda for Sustainable Development, world leaders have started to announce some of the actions they will take. The aim is to leave no one behind. France has started, who will be next?

# On the spot - fake news magazine



# PRODUCTO FINAL: VIDEO HOMENAJE A KAVAFIS

## BOOK DAY 22 - DISCOVER KAVAFIS

IN YOUR CLASS, READ, ANALYZE AND INTERPRET KAVAFIS' POEM "ITHAKA"

SHARE YOUR THOUGHTS. WHAT DOES IT SPEAK ABOUT? WHAT DOES IT REPRESENT?

IN TEAMS, CREATE ILLUSTRATIONS FOR THE POEM ACCORDING TO YOUR INTERPRETATION

CREATE A COLLECTIVE, MULTILINGUAL READING OF THE POEM AND DECIDE A FINAL PRODUCT

# PRODUCTO FINAL: VIDEO HOMENAJE A KAVAFIS



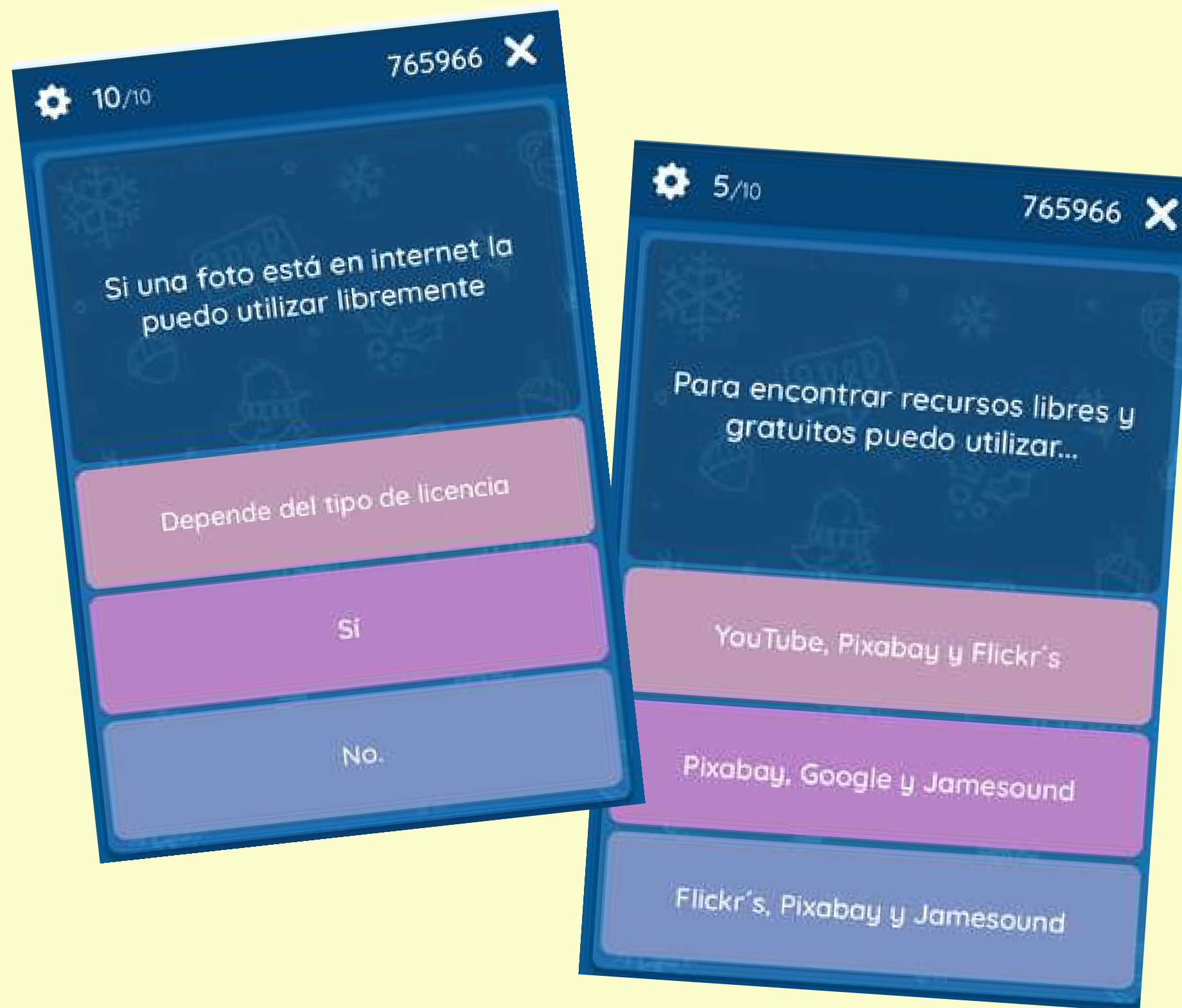
## 4. CREATIVIDAD, DIVERSIÓN Y EMOCIÓN



# JUEGOS COLABORATIVOS: KAHOOT



# JUEGOS COLABORATIVOS: QUIZZES



# JUEGOS COLABORATIVOS: GENIALLY

## DÍA DE LAS ESCRITORAS

### Adivina la escritora.

**PISTA 1**  
Es española , sigue viva y empezó a escribir con 11 años.

**PISTA 2**      **PISTA 3**  
Tiene 41 años .      Está especializada en tematica fantástica.

**PISTA 4**  
Ganó el premio del barco de vapor.

**PISTA 5**      pista 7  
Escribe para para público infantil y juvenil.      Nació en Quart de poblet , Valencia , en 1977.

**PISTA 6**  
Publica en la editorial SM.

IES.Ciudad Jardín

### Adivina la escritora

**Pista 1**  
Nació en 1894 en Vilaviçosa, cerca de la frontera con España

**Pista 2**  
Nació el 8 de diciembre, el mismo día en que se casó y en que murió

**Pista 3**  
Fue la primera mujer portuguesa que se matriculó en la carrera de derecho.

**Pista 4**  
Fue una gran poetisa portuguesa

**Pista 5**  
Fue la recursora del movimiento feminista en Portugal


**Pista 6**  
Su vida fue una sucesión de desdichas emocionales

**Pista 7**  
Publicó en vida solo dos libros de poemas

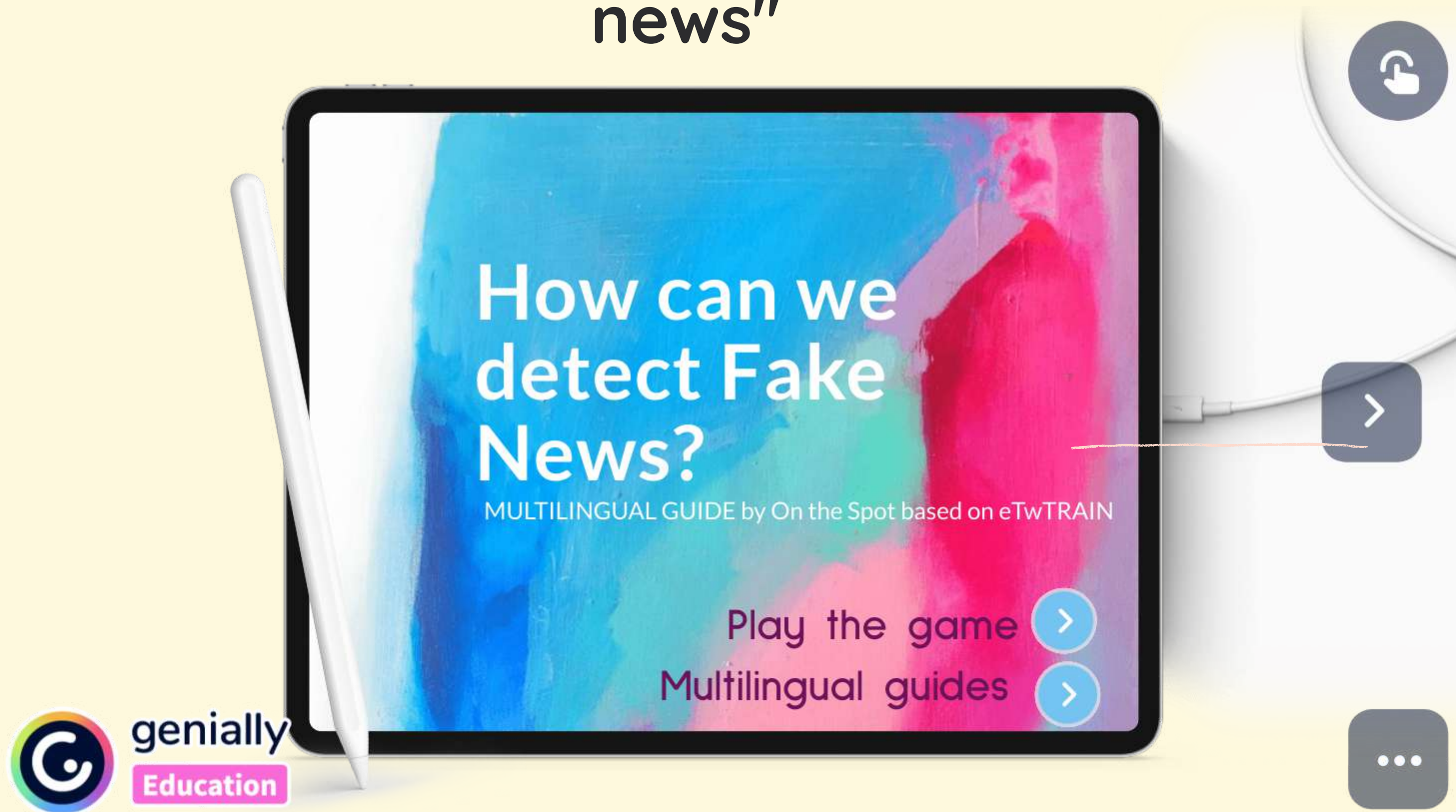
AE Muralhas do Minho, Portugal, 10BC

# JUEGOS COLABORATIVOS: GENIALLY

## DÍA EUROPEO DE LAS LENGUAS



# JUEGOS COLABORATIVOS: guía para identificar "fake news"



# JUEGOS COLABORATIVOS: WORDWALL

Wordwall

Cree mejores lecciones de forma más rápida

Inicio

Características

Mis actividades

Mis resultados

Crear actividad

Mejorar



U14913!

Elegir una plantilla > Introducir contenido > Reproducir


Buscar plantillas:

INTERACTIVOS

Ordenar por: MÁS POPULARES ALFABÉTICO



**Une las correspondencias**  
Arrastra y suelta cada palabra junto a su definición.



**Cuestionario**  
Una serie de preguntas de opción múltiple. Presiona la respuesta correcta para continuar.



**Ordenar por grupo**  
Arrastra y suelta cada elemento en su grupo correcto.



**Rueda del azar**  
Gira la rueda para ver que elemento aparece a continuación.



**Pares iguales**  
Toca un par de fichas a la vez para revelar si son iguales.



**Abre la caja**  
Toca cada caja una por una para abrirlas y revelar el elemento contenido dentro.



**Busca la coincidencia**  
Toca en la respuesta correspondiente para eliminarla. Repite hasta que todas las respuestas se hayan ido.



**Anagrama**  
Arrastra las letras hacia sus posiciones correctas para ordenar la palabra o frase.



**Tarjetas flash**  
Ponte a prueba usando tarjetas con indicaciones en la parte delantera y respuestas en la parte posterior.

# JUEGOS COLABORATIVOS: WORDWALL

Quiz  
Our regions.  
eTwinning project  
"On the spot"



A series of multiple  
choice questions.  
Tap the correct  
answer to proceed.



# Mystery countries jamboard

## MYSTERY COUNTRIES!



1. EACH SCHOOL UPLOADS A COLLAGE WITH PICTURES OF THEIR CITY ON A PAGE

2. EACH SCHOOL ASKS QUESTIONS ABOUT THE PICTURES ON POST-ITS, USING THEIR SELECTED COLOUR

3. WE MAKE OUR GUESSES ON THE LAST PAGE

SCHOOL 1

SCHOOL 2

SCHOOL 3

**These are our clues!**

**SCHOOL 2 COLLAGE**

Is it a desert island?

Is your place frozen?

What are local habits?

What is the name of this street?

What is your typical food?

What is the name of your national football team?

Is it a lake or the sea? what is its name?

What is the nearest ocean from your city?

What is the name of this monument?

What is the name of this river?

What is the name of your city mayor?

What are they doing?

eTwinLibraries

**These are our clues!**

**SCHOOL 2 COLLAGE**

what colour is your flag?

Is it a desert island?

No it is not.

Our country's flag is blue and white

It is called "Dilofo" a village in Zagoroxoria!

What is the name of this street?

What is your typical food?

The most typical food is pitogyro.

This is lake and the name of the lake is pamvotida.

Is it a lake or the sea? what is its name?

Our language is G\*\*\*\*

What is your language?

What is the name of your national football team?

Our local football team is PAS GIANNENA FC.

It is called the theatre of Dodoni.

What is the nearest ocean from your city?

It's the Atlantic ocean.

There are wax statues and they are showing "krifo sxolio" (secret school in the ottoman empire).

What are they doing?

What is the name of this monument?

It is the second Junior High School of \*\*\*\*\*a

What is the name of your high school?

What is the name of your city mayor?

Our Mayor's name is Joseph Elisaf.

It is the Aaos river and it is at the Vikos Gorge.

No it is not frozen.

Is your place frozen?

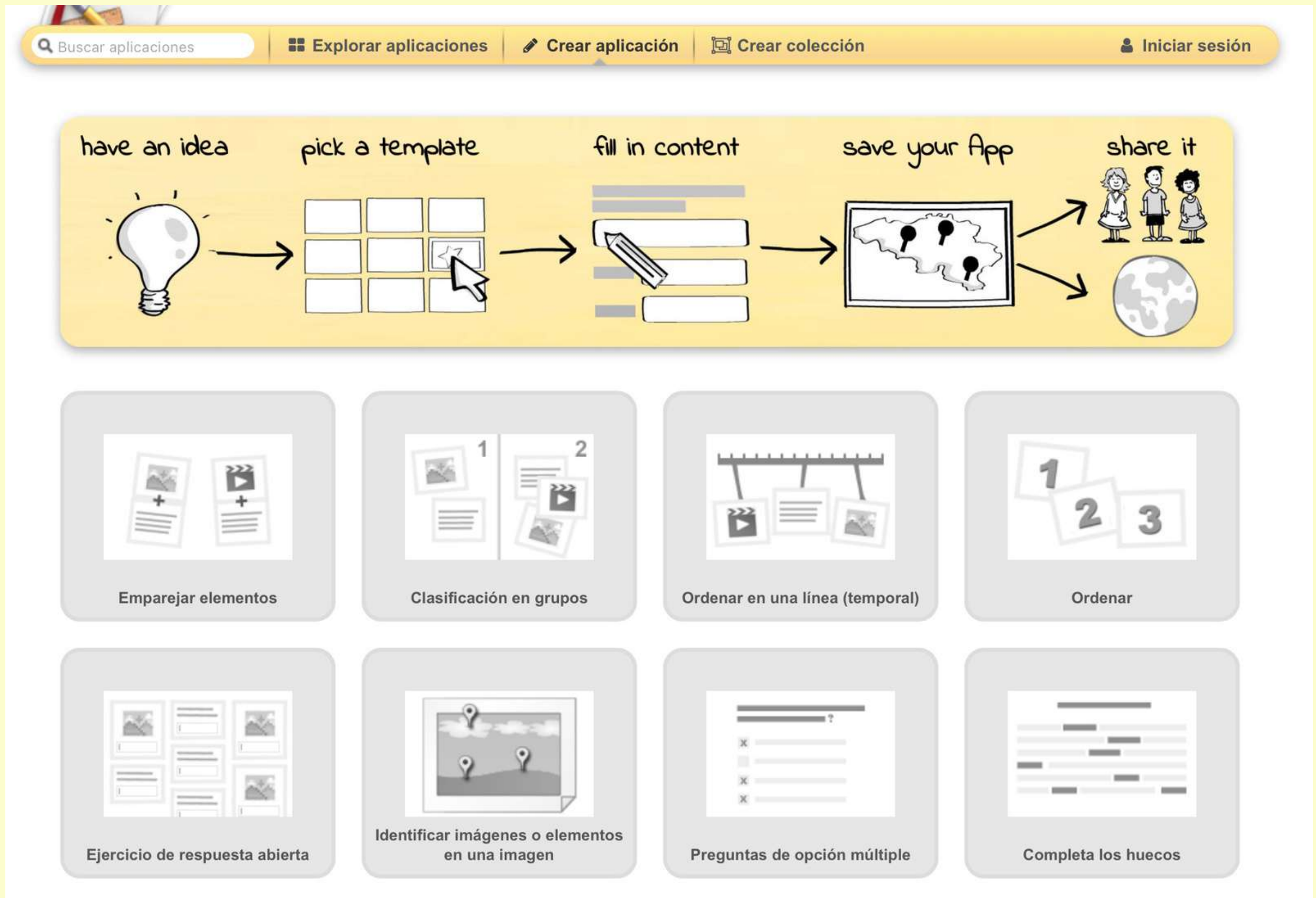
What is the name of this cave?

It is called the Perama cave.

What is the name of this river?

eTwinLibraries

# learningapps.org





Audio E

Audio C

## Tarea

Game created by the students in 1st  
ESO b at IES JARDÍN DE MÁLAGA

OK

Audio G



Audio I

Audio J

Audio H



Audio B



Audio A

Audio E

Audio K



# BENEFICIOS DE LAS TIC EN EDUCACIÓN:

*MÁS MOTIVACIÓN*

*DESARROLLO COMPETENCIAL*

*DIVERSIÓN EN CLASE*

*FACILITA SITUACIONES DE APRENDIZAJE:  
PRODUCTOS*

*DESARROLLO PROFESIONAL DOCENTE*

*TRABAJO INTERDISCIPLINAR*



# ¡Gracias!



Javier Gascueña  
(IES JARDÍN DE MÁLAGA)  
[javier@iesjardindemalaga.es](mailto:javier@iesjardindemalaga.es)  
[@javierteacher1](https://twitter.com/javierteacher1)