



SUMMER



Today's Adventure!



1. Review
our English
rules



2. Learn
summer
words



3. Complete
our Summer
Time Map!



4. Create
an amazing
poster



Are you ready? Let's dive in!

Present Simple: Things we do every summer!

YES! (Affirmative)

- I **go** to the beach.
- We **eat** ice cream.
- They **swim** in the sea.



YES!



NO!

NO! (Negative)

- I **don't go** to school.
- We **don't wear** jackets.
- They **don't wake up** early.

Watch out for the SUPER "S"!

When we talk about Mum (She), Dad (He), or a pet (It), the verb needs the Super "S"!



- He swims **s** in the pool.



- She eats **s** watermelon.



- My dad sleeps **s** on the sand.

Negative? 
Use **doesn't**!
- He **doesn't** like jellyfish.

What do you do in summer?



Go to the beach



Eat ice cream



Make a sandcastle



Have a barbecue



Collect shells



Swim in the sea



Play volleyball



Go canoeing

Let's write about YOUR summer!

Grab your pencil! We are going
to answer 6 questions to build
your perfect summer story.
(Let's look at them one by one!)



1 1. Where do you go?

Tell us your summer destination!

Examples:

- I go to the beach.
- We go to my grandparents' village.
- I always go to the mountains.



2

2. What do you do? (3 things)



Example:

- I swim in the sea, I make big sandcastles,
and I eat chocolate ice cream!



3.

What does your mum/dad do?



Tell us about your family!
(Alert: Super "S" needed!)

- My mum reads **S** a book.
- My dad plays **S** tennis.
- My sister collects **S** shells.



4. Tell me something you don't do!

Write 2 negative sentences about you and your family.

4 _____

Examples:

- I **don't** go to school!
- My dad **doesn't** wake up early.
- We **don't** wear sweaters.



5

5. I can't wait to...

What are you super excited about?



Examples:

- I can't wait to... see my friends!
- I can't wait to... jump in the pool!
- I can't wait to... eat pizza on the beach!



6

6. Finish with a special sentence

End your text with a happy feeling!

Examples:

- Summer is the best time of the year!
- I love summer with my family!
- Summer is easy peasy lemon squeezy!



Easy peasy...
lemon squeezy!

The Final Summer Challenge

Now that you know what to write, it's time to create!



Step 1: Write your text on the worksheet.




Step 2: Create a colorful poster!





Step 3: Prepare a short presentation!

How to make an AMAZING poster:



- Use big, colorful cardboard! 



- Be creative with drawings of your summer. 

- Add decorations, photos, or stickers. 

- Write clearly so everyone can read your beautiful English! 

Present Simple Examples:

 I swim at the beach. 

 We play in the sand. 

They eat ice cream.

They eat ice cream.

Great job, everyone!

I can't wait to hear all about your summer plans! Have fun writing and drawing!



**Silvia
Gómez**