



UNIT 5: OUR THINGS

Easy peasy... lemon squeezy!



SILVIA
Gómez

Let's look at our things!



hoody



backpack



bracelet



skateboard



flip flops



headphones



phone



trainers

How do they look?

Price



expensive

cheap



Appearance



nice

horrible



Where are our things? Near or Far?



Near



Far



Singular
(1)

This



That



Plural
(2+)

These



Those



Look!
For near things
use this and these.
For far things use
that and those.



**This hoody
is nice.**



**That skateboard
is expensive.**



These flip flops
are cheap.











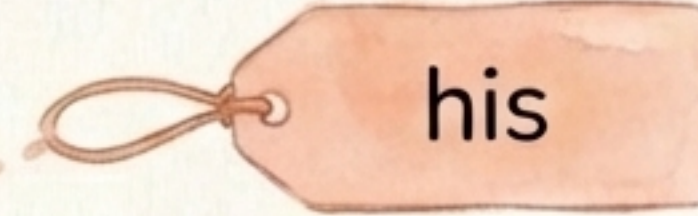









Those trainers are *horrible*.

WHOSE?



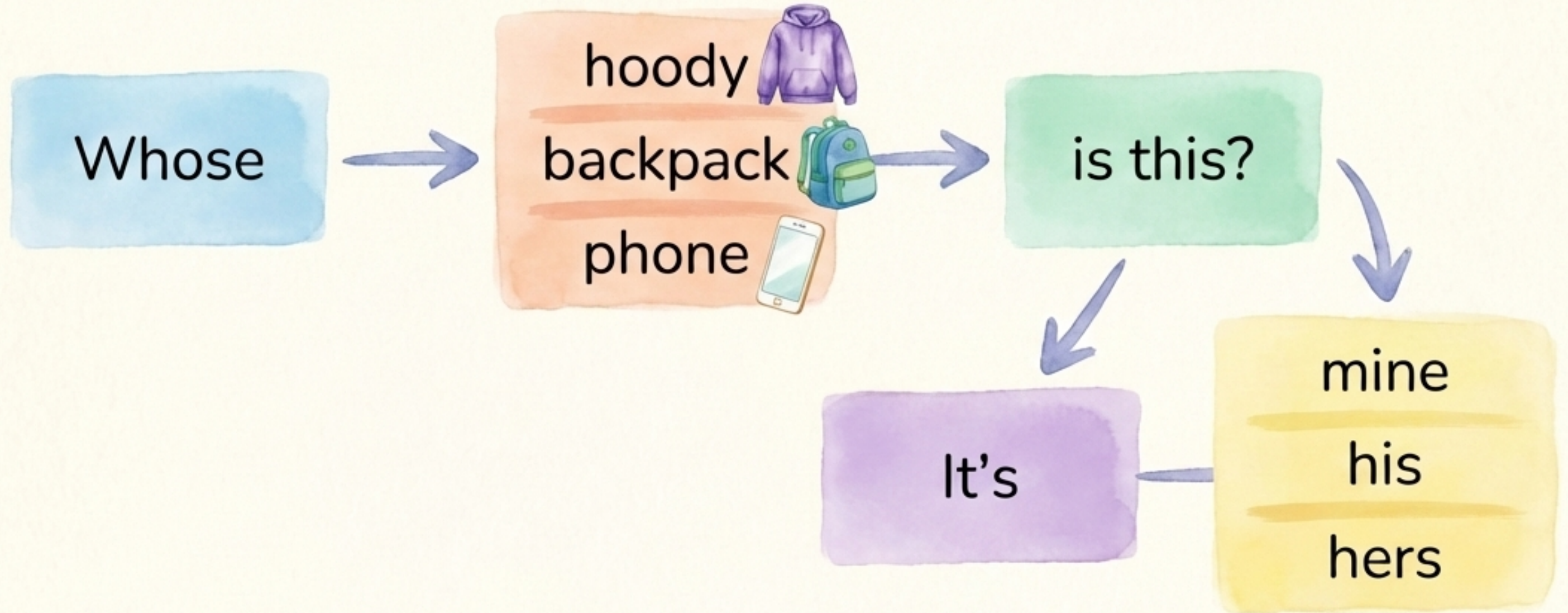
We know what they are. We know where they are. But... who do they belong to?

Who does it belong to?

	I		
	You		
	He		
	She		
	We		
	They		

Look!
We can also use an 's for names.
Example: **It's Jane's.**

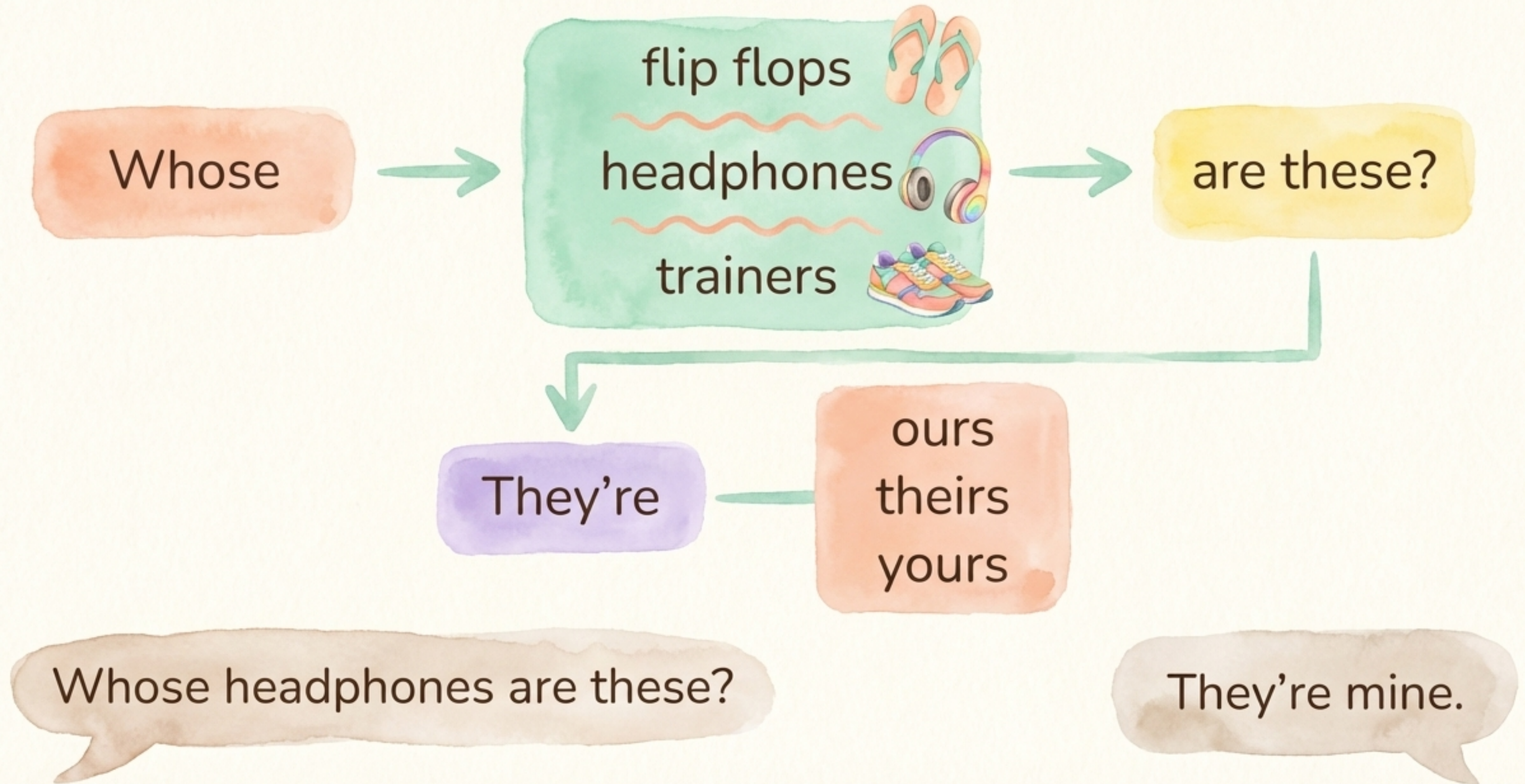
Let's Build a Sentence!



Whose backpack is this?

It's hers.

Let's Build a Sentence!



Let's play! Whose is it?



YOURS



HERS



HIS



MINE

Whose are these?



YOURS



MINE



THEIRS



HERS

Putting it all together!



This phone is expensive

Whose phone is this?

It's his.

Awesome work!



Unit 5: Our Things Complete.

Easy peasy... lemon squeezy!

SILVIA
García