



Your Epic Summer Holiday Project!



A step-by-step guide to planning the best trip ever using 'going to'.



Grab your bags... let's get packing!



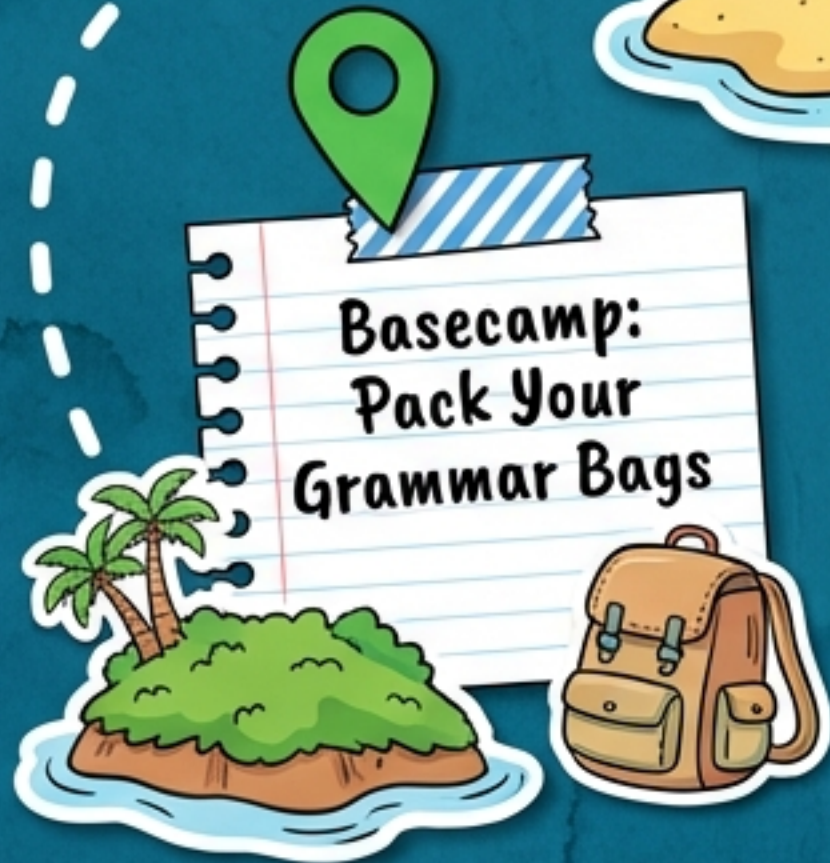
Our Travel Itinerary



Stop 1:
The Trip
Details



Basecamp:
Pack Your
Grammar Bags



Stop 2:
Daily
Adventures



Stop 3:
At the
Restaurant



Complete one
stop at a time
to finish your
perfect project!

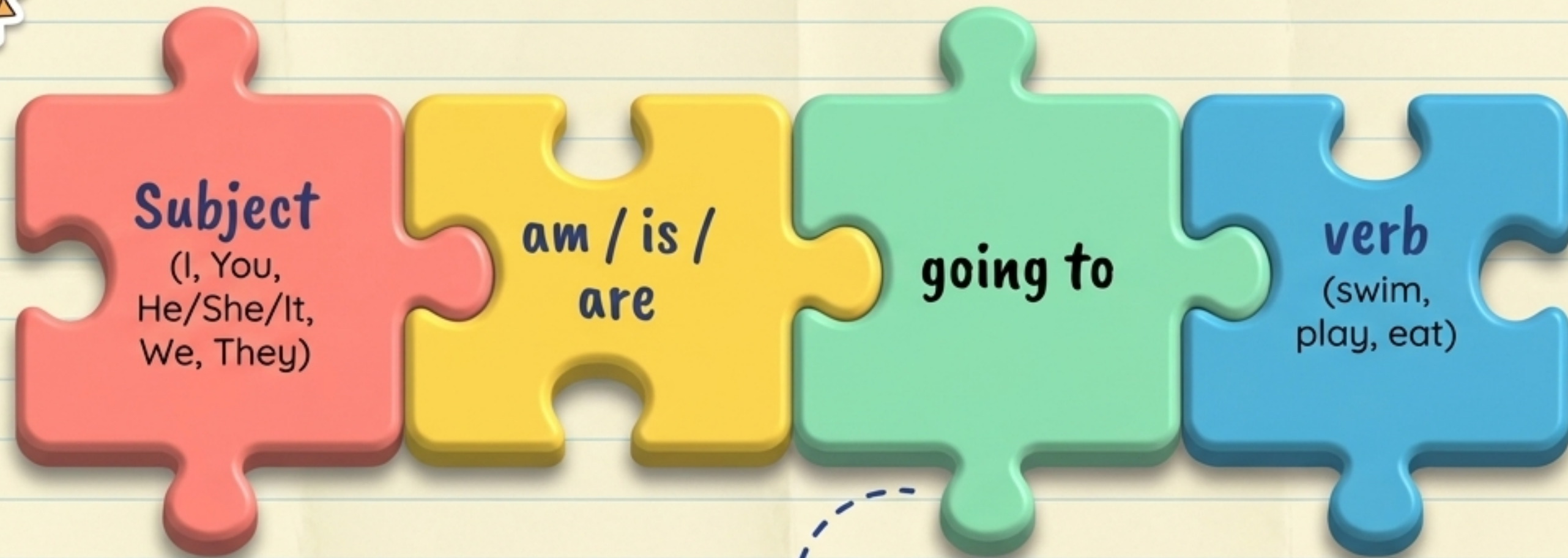


Stop 4:
Final Feelings

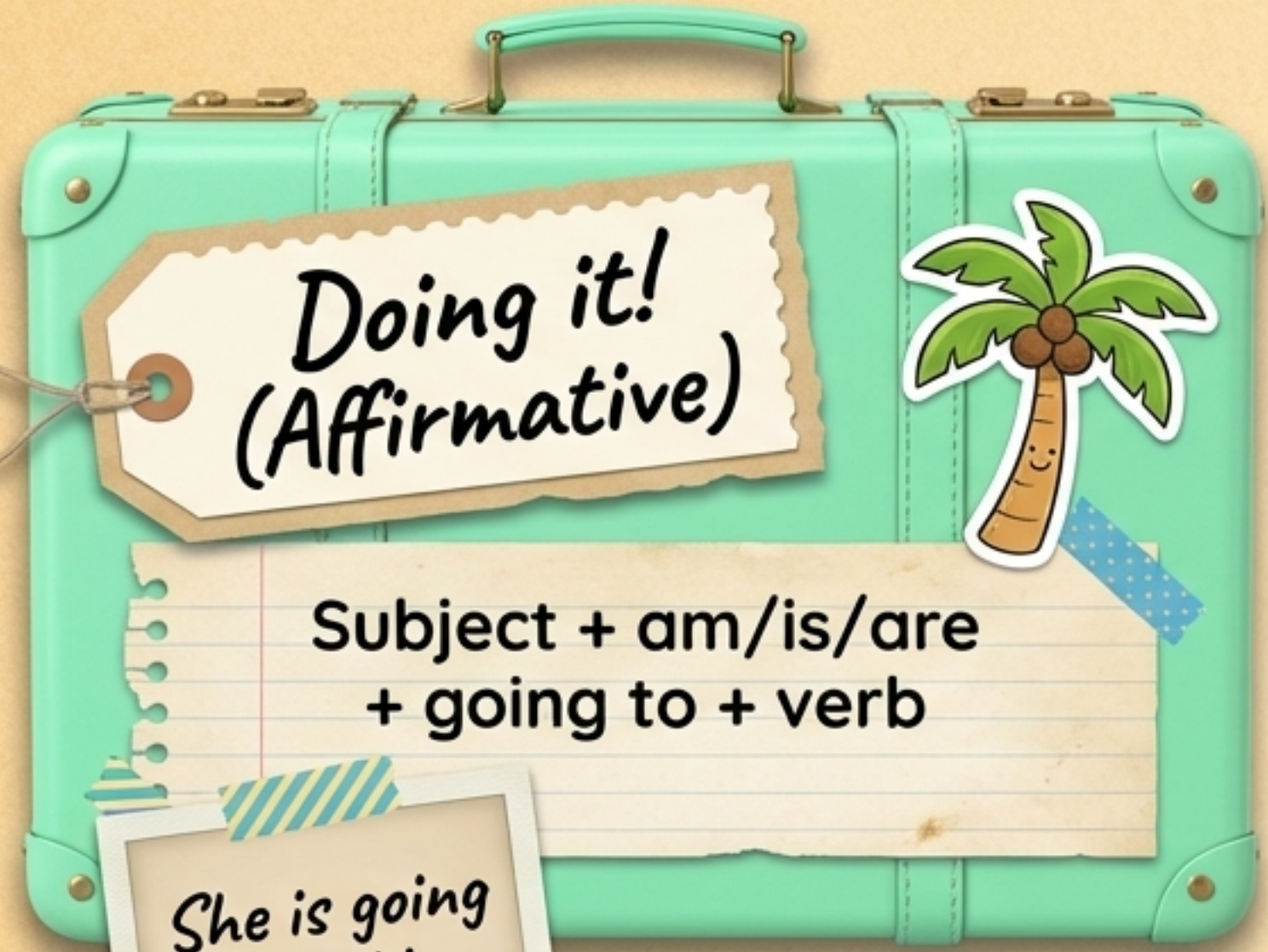


Basecamp: The Grammar Building Blocks

Making a sentence is easy! Just snap the pieces together.

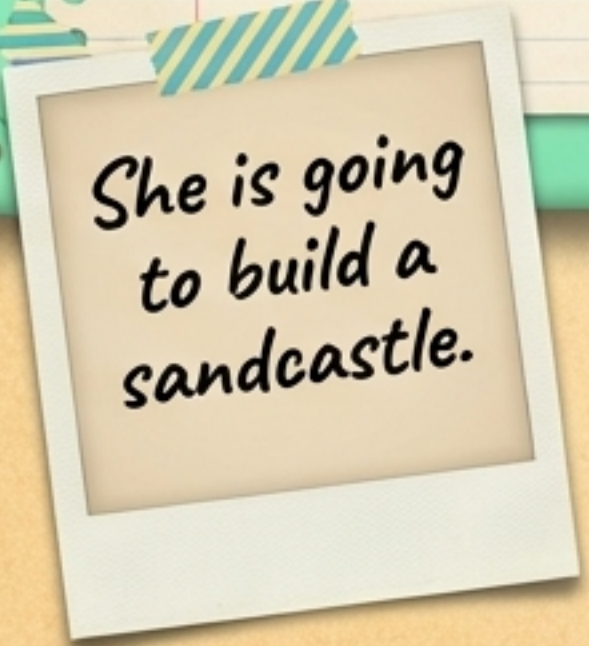


I am going to swim in the ocean!

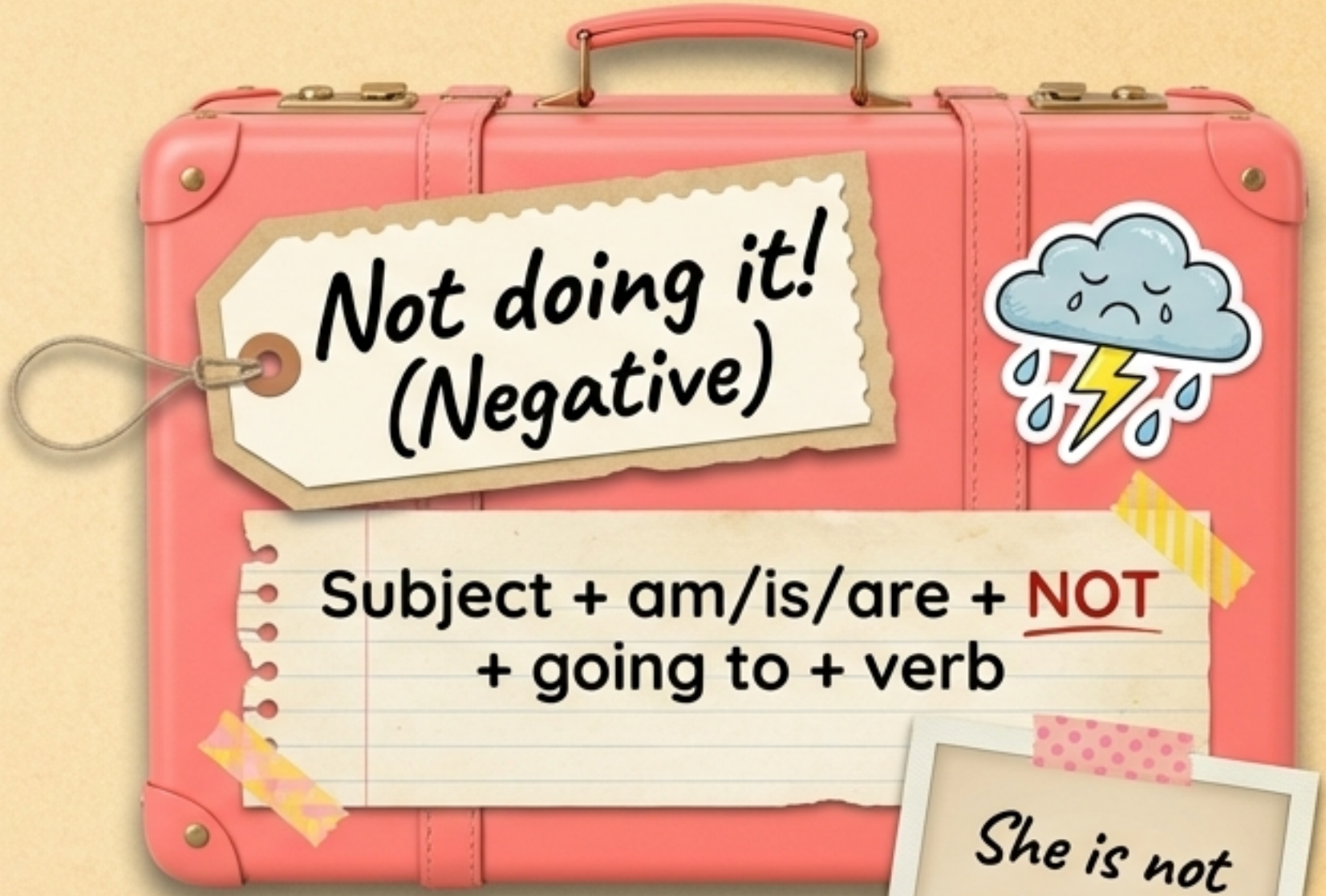


Doing it!
(Affirmative)

Subject + am/is/are
+ going to + verb

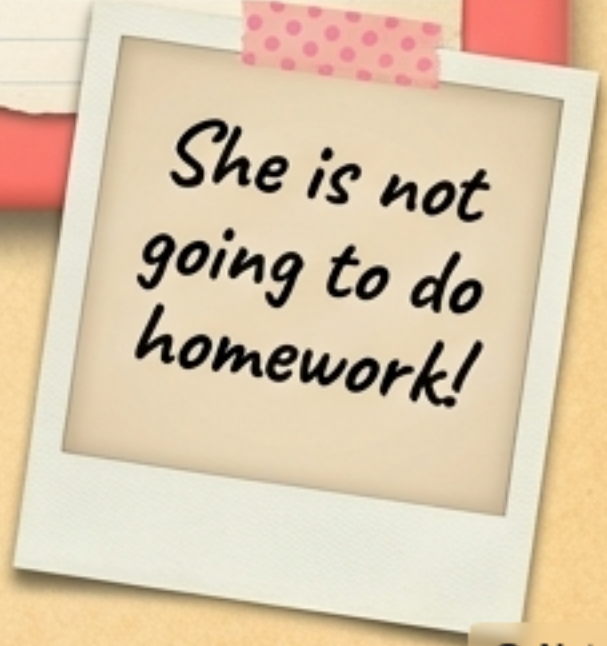


She is going
to build a
sandcastle.



Not doing it!
(Negative)

Subject + am/is/are + **NOT**
+ going to + verb



She is not
going to do
homework!

Notice the difference? Just
pack the word **NOT** in
your bag!

The Question Machine

Flip the first two blocks to ask a question!

You are going to travel.

Are you going to travel?

Short Answers

Yes, I am!

No, I'm not.

Stop 1: The Trip



Where are you going to go?



Which transport are you going to use?



Where are you going to go?



Who are you going with?
(Family? Friends?)




Where are you going to stay and sleep?

Answer these four questions to write your project's first paragraph!

Stop 2: Daily Adventures

What are your morning plans?



The Morning Destination: Where are you going to go in the morning?
.....



The Adventure (Yes!): What adventure activity are you going to do?
(Use your Affirmative blocks!)



The Adventure (No!): What adventure activity are you NOT going to do?
(Use your Negative blocks!)

*Example: In the morning, I am going to go to the beach.
I am going to surf. I am not going to stay inside!*

Spotlight on Family

Tell me about someone in your family!



HE

- What is he going to do?
- What is he not going to do?

Remember to use
"is" and "is not" for
your brother, sister,
mom, or dad!

SHE

- What is she going to do?
- What is she not going to do?



Stop 3: At the Restaurant

Time to eat! Answer these questions for your next paragraph:



EAT: What are you going to eat?



DRINK: What are you going to drink?



FAMILY ORDER: Tell me something about what someone in your family is going to eat or drink!

I am going to eat pizza. My dad is going to drink lemonade.



Stop 4: Final Feelings

Choose a big adjective to finish your project!

Amazing!

Epic!

Relaxing!

Fun!

Unforgettable!

POSTCARD

This summer...
It is going to
be _____!

Instructor Note: End your project with a strong sentence describing how the summer will feel.



The Luggage Check (Final Checklist)

Before you turn in your project, read your text and check your bags!



Does it include all the information?
(Trip, Adventures, Restaurant, Feelings)



Did you use GOING TO correctly?
(Check your building blocks!)



Is the spelling, grammar, and punctuation correct?
(Capital letters and periods!)

If you checked all three boxes, you are ready for a perfect grade! Have a great summer!