

PROJECT: MOVIE CRITIC

A Step-by-Step Guide to Becoming
an Expert Reviewer

Easy peasy... lemon squeezy!



THE MISSION





Imagine you are a movie critic for a famous magazine. Your editor has given you a task:

- ★. Select two movies.
- ★. Compare them side-by-side.
- ★. Tell the world which one is the winner!



LEVEL 1: SCOUT YOUR MOVIES



Pick two films you know very well. You will need to remember details about the story and the actors.

PRO TIP:

Choose two movies that are different enough to compare (e.g., a Comedy vs. a Horror movie), or two from the same series (e.g., Frozen vs. Frozen II).

LEVEL 2: IDENTIFY THE GENRE

As a critic, you must identify the Kind of Film.



MUSICAL



FANTASY



ADVENTURE



COMEDY



SCI-FI



ACTION



SCARY



WILDLIFE


LEVEL 3: THE ADJECTIVE ARSENAL

Professional critics don't just say a movie was "good."
They use powerful words.



Activity: Pick 3 words from this list that describe your chosen movies.

LEVEL 4: THE POWER OF COMPARISON



SUPERIORITY (The Winner)

- More [adjective] than...
- [adjective]-er than...
- The most [adjective]...
- The [adjective]-est...
- Example: The action movie is **MORE EXCITING THAN** the comedy.



INFERIORITY (The Loser)

- Less [adjective] than...
- The least [adjective]...
- Example: The sequel was **LESS ORIGINAL THAN** the first movie.

THE BLUEPRINT

Your Critic's Report Template



1. The Setup

Title / Kind / Story / Characters


MOVIE CRITIC WORKSHEET

Name	Genre
Plot Summary	
Character Descriptions	
Visual Effects	Soundtrack / Score
Critic's Final Rating ☆☆☆☆☆	Overall Thoughts



2. The Comparison

Special Effects / Music



3. The Verdict

Opinion



STEP 1: THE SETUP

MOVIE CRITIC WORKSHEET

Name
TITLE

Genre
KIND

Plot Summary
DESCRIBE THE STORY

INSTRUCTIONS



TITLE: Write the name of the film clearly.



KIND: Use a word from Level 2 (e.g., Sci-fi, Fantasy).



DESCRIBE THE STORY: Write a short summary. What happens? Keep it simple! Don't give away the ending!



STEP 2: THE STARS

WORKSHEET

Name: _____

Describe the Characters

Describe the characters' mission from the previous slides of the "the meeworm and en the fter new boslos yeu would use the eharel-ir rantvment to describe the characters.

Character Descriptions

INSTRUCTIONS



Who is in the movie?
Describe the main heroes or villains.

IMPORTANT: You must mention the actors!

The main character is **Harry Potter**. He is brave and magical. The actor is **Daniel Radcliffe**.

POPCORN

STEP 3: THE FACE-OFF



MOVIE CRITIC WORKSHEET

Special Effects

Music

Popular...



INSTRUCTIONS



Special Effects: Which movie looks more real?

“The special effects are more imaginative than...”



Music: Which soundtrack is better?

“The music is less exciting than...”



Popular: Which movie do people like more?

“It is the most popular movie.”

STEP 4: THE VERDICT

WORKSHEET

Opinion

Why do you think so?



INSTRUCTIONS

This is the most important part.
Tell us what you think!

Use these templates:

- "I prefer [Movie Name] because..."
- "I think [Movie Name] is the winner because..."



Reminder: Use specific details to explain WHY.



QUALITY CONTROL CHECKLIST



Before you finish, check your work:

- Did I compare 2 movies?

- Did I mention the kind of movie and the actors?

- Did I use comparatives (more... than) and superlatives (the most...)?

- Did I use simple words and sentences?

- Is my handwriting clear?

LIGHTS, CAMERA, WRITE!



You have all the tools to be a great movie critic.
Good luck with your project!

The End

Easy peasy... lemon squeezy!



SILVIA GOMEZ

NotebookLM